



Log Off  
072473  
Timeout:  
44.9 minutes

Annual Report

Programs

School Info

DMS

HELP ?

Annual Report: **2022**

School Number: **072473**

School Name:

**North-West College**

Type: **Branch** Annual Report Status:

**Submitted**

Address1: **511 N. Brookhurst St.**

City: **Anaheim** State: **CA**

Zip: **92801**

### GRADUATION AND EMPLOYMENT CHART

**You must SAVE the G&E form to calculate totals**



<b>Cancel</b>		<input checked="" type="checkbox"/> Complete		<b>Save</b>	
Approved Program Title:	Dental Assistant				
Program Code:	106				
Credential:	Diploma				
Report Date:	7/2022	Program Length in Months: ?	9		
Beginning Date:	3/2020	End Date:	2/2021		

Is this chart for a satellite location? ☐ Yes ☒ No ?

Is this chart for a program offered 100% via Distance Education? ☐ Yes ☒ No ?

### REPORTING PERIOD

Class Start Date (eg 01/19):	03/20	04/20	05/20	06/20	07/20	08/20	09/20	10/20	11/20	12/20	01/21	02/21	Total	%
Number Started:	2	0	1	2	2	4	3	1	2	2	1	4	24	
Transfers to Another Program/Cohort:	0	0	0	0	0	0	0	0	0	0	0	0	0	0%
Transfers from Another Program/Cohort:	0	0	0	0	0	0	0	0	0	0	0	0	0	0%
<b>Total Starts (+/- Transfers):</b>	<b>2</b>	<b>0</b>	<b>1</b>	<b>2</b>	<b>2</b>	<b>4</b>	<b>3</b>	<b>1</b>	<b>2</b>	<b>2</b>	<b>1</b>	<b>4</b>	<b>24</b>	
Unavailable for Graduation: ?	0	0	0	0	0	0	0	0	0	0	0	0	0	0%
<b>Students Available For Graduation:</b>	<b>2</b>	<b>0</b>	<b>1</b>	<b>2</b>	<b>2</b>	<b>4</b>	<b>3</b>	<b>1</b>	<b>2</b>	<b>2</b>	<b>1</b>	<b>4</b>	<b>24</b>	<b>100%</b>
Withdrawn/Terminated Students:	2	0	0	1	1	1	0	0	0	1	0	1	7	29%
<b>Graduates within 150% Program Length:</b>	<b>0</b>	<b>0</b>	<b>1</b>	<b>1</b>	<b>1</b>	<b>3</b>	<b>3</b>	<b>1</b>	<b>2</b>	<b>1</b>	<b>1</b>	<b>3</b>	<b>17</b>	<b>71%</b>

<b>GRADUATION RATE</b>	<b>0%</b>	<b>0%</b>	<b>100%</b>	<b>50%</b>	<b>50%</b>	<b>75%</b>	<b>100%</b>	<b>100%</b>	<b>100%</b>	<b>50%</b>	<b>100%</b>	<b>75%</b>		<b>71%</b>
Graduates - Further Education: 	0	0	0	0	0	0	0	0	0	0	0	0	0	0%
Graduates - Unavailable for Employment: 	0	0	0	0	0	0	0	0	0	0	0	0	0	0%
Graduates - Available for Employment:	0	0	1	1	1	3	3	1	2	1	1	3	17	100%
Graduates - Employed in Field:	0	0	0	1	1	3	2	0	2	0	1	2	12	71%
<b>EMPLOYMENT RATE</b>	<b>0%</b>	<b>0%</b>	<b>0%</b>	<b>100%</b>	<b>100%</b>	<b>100%</b>	<b>67%</b>	<b>0%</b>	<b>100%</b>	<b>0%</b>	<b>100%</b>	<b>67%</b>		<b>71%</b>
Graduates - Unrelated Occupation:	0	0	0	0	0	0	0	0	0	0	0	0	0	0%
Graduates - Unemployed:	0	0	1	0	0	0	1	1	0	1	0	1	5	29%
Graduates - Unknown:	0	0	0	0	0	0	0	0	0	0	0	0	0	0%
<b>Non-Graduated Students Who Obtained Training Related Employment</b>	0	0	0	0	0	0	0	0	0	0	0	0	0	0%
<b>Employment Rate with Non-Graduated Employed Students</b>	<b>0%</b>	<b>0%</b>	<b>0%</b>	<b>100%</b>	<b>100%</b>	<b>100%</b>	<b>67%</b>	<b>0%</b>	<b>100%</b>	<b>0%</b>	<b>100%</b>	<b>67%</b>		<b>71%</b>

# LICENSURE / CERTIFICATION EXAMINATION PASS RATES CHART

Licensure / Certification Name:														
1. Class Start Date:	03/20	04/20	05/20	06/20	07/20	08/20	09/20	10/20	11/20	12/20	01/21	02/21		
2. Number of Graduates:	0	0	1	1	1	3	3	1	2	1	1	3	17	
3. # of Graduates Taking Exam:	0	0	0	0	0	0	0	0	0	0	0	0	0	
4. # of Graduates Passing Exam:	0	0	0	0	0	0	0	0	0	0	0	0	0	
5. Percentage of Grads Passing Exam:	0	0	0	0	0	0	0	0	0	0	0	0	0	Avg.
Licensure / Certification Examination Agency Rate:	0	0	0	0	0	0	0	0	0	0	0	0	0	0
<div>Cancel</div>											<div>Save</div>			



Log Off  
072473  
Timeout:  
44.8 minutes

Annual Report

Programs

School Info

DMS

HELP ?

Annual Report: **2022**

School Number: **072473**

School Name:

**North-West College**

Type: **Branch** Annual Report Status:

**Submitted**

**511 N. Brookhurst St.**

City: **Anaheim** State: **CA**

Zip: **92801**

### GRADUATION AND EMPLOYMENT CHART

**You must SAVE the G&E form to calculate totals**



<b>Cancel</b>		<input checked="" type="checkbox"/> Complete		<b>Save</b>	
Approved Program Title:	Diagnostic Medical Sonographer				
Program Code:	164				
Credential:	Diploma				
Report Date:	7/2022	Program Length in Months: ?	19		
Beginning Date:	12/2018	End Date:	11/2019		

Is this chart for a satellite location? ☐ Yes ☒ No ?

Is this chart for a program offered 100% via Distance Education? ☐ Yes ☒ No ?

### REPORTING PERIOD

Class Start Date (eg 01/19):	12/18	01/19	02/19	03/19	04/19	05/19	06/19	07/19	08/19	09/19	10/19	11/19	Total	%
Number Started:	0	5	0	0	8	0	0	7	0	11	0	0	31	
Transfers to Another Program/Cohort:	0	0	0	0	0	0	0	0	0	0	0	0	0	0%
Transfers from Another Program/Cohort:	0	0	0	0	0	0	0	0	0	0	0	0	0	0%
<b>Total Starts (+/- Transfers):</b>	<b>0</b>	<b>5</b>	<b>0</b>	<b>0</b>	<b>8</b>	<b>0</b>	<b>0</b>	<b>7</b>	<b>0</b>	<b>11</b>	<b>0</b>	<b>0</b>	<b>31</b>	
Unavailable for Graduation: ?	0	0	0	0	0	0	0	0	0	0	0	0	0	0%
<b>Students Available For Graduation:</b>	<b>0</b>	<b>5</b>	<b>0</b>	<b>0</b>	<b>8</b>	<b>0</b>	<b>0</b>	<b>7</b>	<b>0</b>	<b>11</b>	<b>0</b>	<b>0</b>	<b>31</b>	<b>100%</b>
Withdrawn/Terminated Students:	0	0	0	0	4	0	0	5	0	4	0	0	13	42%
<b>Graduates within 150% Program Length:</b>	<b>0</b>	<b>5</b>	<b>0</b>	<b>0</b>	<b>4</b>	<b>0</b>	<b>0</b>	<b>2</b>	<b>0</b>	<b>7</b>	<b>0</b>	<b>0</b>	<b>18</b>	<b>58%</b>

<b>GRADUATION RATE</b>	<b>0%</b>	<b>100%</b>	<b>0%</b>	<b>0%</b>	<b>50%</b>	<b>0%</b>	<b>0%</b>	<b>29%</b>	<b>0%</b>	<b>64%</b>	<b>0%</b>	<b>0%</b>		<b>58%</b>
Graduates - Further Education: 	0	0	0	0	0	0	0	0	0	0	0	0	0	0%
Graduates - Unavailable for Employment: 	0	0	0	0	0	0	0	0	0	0	0	0	0	0%
Graduates - Available for Employment:	0	5	0	0	4	0	0	2	0	7	0	0	18	100%
Graduates - Employed in Field:	0	3	0	0	4	0	0	2	0	5	0	0	14	78%
<b>EMPLOYMENT RATE</b>	<b>0%</b>	<b>60%</b>	<b>0%</b>	<b>0%</b>	<b>100%</b>	<b>0%</b>	<b>0%</b>	<b>100%</b>	<b>0%</b>	<b>71%</b>	<b>0%</b>	<b>0%</b>		<b>78%</b>
Graduates - Unrelated Occupation:	0	0	0	0	0	0	0	0	0	0	0	0	0	0%
Graduates - Unemployed:	0	2	0	0	0	0	0	0	0	2	0	0	4	22%
Graduates - Unknown:	0	0	0	0	0	0	0	0	0	0	0	0	0	0%
<b>Non-Graduated Students Who Obtained Training Related Employment</b>	0	0	0	0	0	0	0	0	0	0	0	0	0	0%
<b>Employment Rate with Non-Graduated Employed Students</b>	<b>0%</b>	<b>60%</b>	<b>0%</b>	<b>0%</b>	<b>100%</b>	<b>0%</b>	<b>0%</b>	<b>100%</b>	<b>0%</b>	<b>71%</b>	<b>0%</b>	<b>0%</b>		<b>78%</b>

# LICENSURE / CERTIFICATION EXAMINATION PASS RATES CHART

Licensure / Certification Name:														
1. Class Start Date:	12/18	01/19	02/19	03/19	04/19	05/19	06/19	07/19	08/19	09/19	10/19	11/19		
2. Number of Graduates:	0	5	0	0	4	0	0	2	0	7	0	0	18	
3. # of Graduates Taking Exam:	0	0	0	0	0	0	0	0	0	0	0	0	0	
4. # of Graduates Passing Exam:	0	0	0	0	0	0	0	0	0	0	0	0	0	
5. Percentage of Grads Passing Exam:	0	0	0	0	0	0	0	0	0	0	0	0	0	Avg.
Licensure / Certification Examination Agency Rate:	0	0	0	0	0	0	0	0	0	0	0	0	0	0
<div> <div>Cancel</div> <div>Save</div> </div>														



Log Off  
072473  
Timeout:  
45.0 minutes

Annual Report

Programs

School Info

DMS

HELP ?

Annual Report: **2022**

School Number: **072473**

School Name:

**North-West College**

Type: **Branch** Annual Report Status:

**Submitted**

Address1: **511 N. Brookhurst St.**

City: **Anaheim** State: **CA**

Zip: **92801**

### GRADUATION AND EMPLOYMENT CHART

**You must SAVE the G&E form to calculate totals**



<b>Cancel</b>		<input checked="" type="checkbox"/> Complete		<b>Save</b>	
Approved Program Title:	Massage Therapy				
Program Code:	310				
Credential:	Diploma				
Report Date:	7/2022	Program Length in Months: ?	9		
Beginning Date:	3/2020	End Date:	2/2021		

Is this chart for a satellite location? ☐ Yes ☒ No ?

Is this chart for a program offered 100% via Distance Education? ☐ Yes ☒ No ?

### REPORTING PERIOD

Class Start Date (eg 01/19):	03/20	04/20	05/20	06/20	07/20	08/20	09/20	10/20	11/20	12/20	01/21	02/21	Total	%
Number Started:	0	4	0	1	1	0	0	2	1	0	3	1	13	
Transfers to Another Program/Cohort:	0	0	0	0	0	0	0	0	0	0	0	0	0	0%
Transfers from Another Program/Cohort:	0	0	0	0	0	0	0	0	0	0	0	0	0	0%
<b>Total Starts (+/- Transfers):</b>	<b>0</b>	<b>4</b>	<b>0</b>	<b>1</b>	<b>1</b>	<b>0</b>	<b>0</b>	<b>2</b>	<b>1</b>	<b>0</b>	<b>3</b>	<b>1</b>	<b>13</b>	
Unavailable for Graduation: ?	0	0	0	0	0	0	0	0	0	0	0	0	0	0%
<b>Students Available For Graduation:</b>	<b>0</b>	<b>4</b>	<b>0</b>	<b>1</b>	<b>1</b>	<b>0</b>	<b>0</b>	<b>2</b>	<b>1</b>	<b>0</b>	<b>3</b>	<b>1</b>	<b>13</b>	<b>100%</b>
Withdrawn/Terminated Students:	0	3	0	1	0	0	0	0	1	0	2	0	7	54%
<b>Graduates within 150% Program Length:</b>	<b>0</b>	<b>1</b>	<b>0</b>	<b>0</b>	<b>1</b>	<b>0</b>	<b>0</b>	<b>2</b>	<b>0</b>	<b>0</b>	<b>1</b>	<b>1</b>	<b>6</b>	<b>46%</b>

<b>GRADUATION RATE</b>	<b>0%</b>	<b>25%</b>	<b>0%</b>	<b>0%</b>	<b>100%</b>	<b>0%</b>	<b>0%</b>	<b>100%</b>	<b>0%</b>	<b>0%</b>	<b>33%</b>	<b>100%</b>		<b>46%</b>
Graduates - Further Education: 	0	0	0	0	0	0	0	1	0	0	0	0	1	17%
Graduates - Unavailable for Employment: 	0	0	0	0	0	0	0	0	0	0	0	0	0	0%
Graduates - Available for Employment:	0	1	0	0	1	0	0	1	0	0	1	1	5	83%
Graduates - Employed in Field:	0	1	0	0	0	0	0	1	0	0	1	1	4	80%
<b>EMPLOYMENT RATE</b>	<b>0%</b>	<b>100%</b>	<b>0%</b>	<b>0%</b>	<b>0%</b>	<b>0%</b>	<b>0%</b>	<b>100%</b>	<b>0%</b>	<b>0%</b>	<b>100%</b>	<b>100%</b>		<b>80%</b>
Graduates - Unrelated Occupation:	0	0	0	0	0	0	0	0	0	0	0	0	0	0%
Graduates - Unemployed:	0	0	0	0	1	0	0	0	0	0	0	0	1	20%
Graduates - Unknown:	0	0	0	0	0	0	0	0	0	0	0	0	0	0%
<b>Non-Graduated Students Who Obtained Training Related Employment</b>	0	0	0	0	0	0	0	0	0	0	0	0	0	0%
<b>Employment Rate with Non-Graduated Employed Students</b>	<b>0%</b>	<b>100%</b>	<b>0%</b>	<b>0%</b>	<b>0%</b>	<b>0%</b>	<b>0%</b>	<b>100%</b>	<b>0%</b>	<b>0%</b>	<b>100%</b>	<b>100%</b>		<b>80%</b>



# LICENSURE / CERTIFICATION EXAMINATION PASS RATES CHART

Licensure / Certification Name:														
1. Class Start Date:	03/20	04/20	05/20	06/20	07/20	08/20	09/20	10/20	11/20	12/20	01/21	02/21		
2. Number of Graduates:	0	1	0	0	1	0	0	2	0	0	1	1	6	
3. # of Graduates Taking Exam:	0	0	0	0	0	0	0	0	0	0	0	0	0	
4. # of Graduates Passing Exam:	0	0	0	0	0	0	0	0	0	0	0	0	0	
<b>5. Percentage of Grads Passing Exam:</b>	<b>0</b>	<b>0</b>	<b>0</b>	<b>0</b>	<b>0</b>	<b>0</b>	<b>0</b>	<b>0</b>	<b>0</b>	<b>0</b>	<b>0</b>	<b>0</b>	<b>0</b>	Avg.
Licensure / Certification Examination Agency Rate:	0	0	0	0	0	0	0	0	0	0	0	0	0	0
<div> <div>Cancel</div> <div></div> <div></div> <div></div> <div></div> <div></div> <div>Save</div> </div>														



Log Off  
072473  
Timeout:  
45.0 minutes

Annual Report

Programs

School Info

DMS

HELP ?

Annual Report: **2022**

School Number: **072473**

School Name:

**North-West College**

Type: **Branch** Annual Report Status:

**Submitted**

**511 N. Brookhurst St.**

City: **Anaheim** State: **CA**

Zip: **92801**

### GRADUATION AND EMPLOYMENT CHART

**You must SAVE the G&E form to calculate totals**



<b>Cancel</b>		<input checked="" type="checkbox"/> Complete		<b>Save</b>	
Approved Program Title:	Medical Assistant				
Program Code:	124				
Credential:	Diploma				
Report Date:	7/2022	Program Length in Months: ?	9		
Beginning Date:	3/2020	End Date:	2/2021		

Is this chart for a satellite location? ☐ Yes ☒ No ?

Is this chart for a program offered 100% via Distance Education? ☐ Yes ☒ No ?

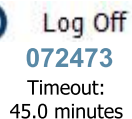
### REPORTING PERIOD

Class Start Date (eg 01/19):	03/20	04/20	05/20	06/20	07/20	08/20	09/20	10/20	11/20	12/20	01/21	02/21	Total	%
Number Started:	2	4	12	10	6	2	16	11	6	1	15	6	91	
Transfers to Another Program/Cohort:	0	0	0	0	0	0	0	0	0	0	0	0	0	0%
Transfers from Another Program/Cohort:	0	0	0	0	0	0	0	0	0	0	0	0	0	0%
<b>Total Starts (+/- Transfers):</b>	<b>2</b>	<b>4</b>	<b>12</b>	<b>10</b>	<b>6</b>	<b>2</b>	<b>16</b>	<b>11</b>	<b>6</b>	<b>1</b>	<b>15</b>	<b>6</b>	<b>91</b>	
Unavailable for Graduation: ?	0	0	0	0	0	0	0	0	0	0	0	0	0	0%
<b>Students Available For Graduation:</b>	<b>2</b>	<b>4</b>	<b>12</b>	<b>10</b>	<b>6</b>	<b>2</b>	<b>16</b>	<b>11</b>	<b>6</b>	<b>1</b>	<b>15</b>	<b>6</b>	<b>91</b>	<b>100%</b>
Withdrawn/Terminated Students:	0	4	4	4	3	1	6	8	3	0	5	2	40	44%
<b>Graduates within 150% Program Length:</b>	<b>2</b>	<b>0</b>	<b>8</b>	<b>6</b>	<b>3</b>	<b>1</b>	<b>10</b>	<b>3</b>	<b>3</b>	<b>1</b>	<b>10</b>	<b>4</b>	<b>51</b>	<b>56%</b>

<b>GRADUATION RATE</b>	<b>100%</b>	<b>0%</b>	<b>67%</b>	<b>60%</b>	<b>50%</b>	<b>50%</b>	<b>63%</b>	<b>27%</b>	<b>50%</b>	<b>100%</b>	<b>67%</b>	<b>67%</b>		<b>56%</b>
Graduates - Further Education: 	0	0	0	0	0	0	0	0	0	0	0	0	0	0%
Graduates - Unavailable for Employment: 	0	0	0	0	0	0	0	0	0	0	0	0	0	0%
Graduates - Available for Employment:	2	0	8	6	3	1	10	3	3	1	10	4	51	100%
Graduates - Employed in Field:	2	0	6	4	3	0	7	2	3	1	6	4	38	75%
<b>EMPLOYMENT RATE</b>	<b>100%</b>	<b>0%</b>	<b>75%</b>	<b>67%</b>	<b>100%</b>	<b>0%</b>	<b>70%</b>	<b>67%</b>	<b>100%</b>	<b>100%</b>	<b>60%</b>	<b>100%</b>		<b>75%</b>
Graduates - Unrelated Occupation:	0	0	0	0	0	0	0	0	0	0	0	0	0	0%
Graduates - Unemployed:	0	0	2	2	0	1	3	1	0	0	4	0	13	25%
Graduates - Unknown:	0	0	0	0	0	0	0	0	0	0	0	0	0	0%
<b>Non-Graduated Students Who Obtained Training Related Employment</b>	0	0	0	0	0	0	0	0	0	0	0	0	0	0%
<b>Employment Rate with Non-Graduated Employed Students</b>	<b>100%</b>	<b>0%</b>	<b>75%</b>	<b>67%</b>	<b>100%</b>	<b>0%</b>	<b>70%</b>	<b>67%</b>	<b>100%</b>	<b>100%</b>	<b>60%</b>	<b>100%</b>		<b>75%</b>

# LICENSURE / CERTIFICATION EXAMINATION PASS RATES CHART

Licensure / Certification Name:														
1. Class Start Date:	03/20	04/20	05/20	06/20	07/20	08/20	09/20	10/20	11/20	12/20	01/21	02/21		
2. Number of Graduates:	2	0	8	6	3	1	10	3	3	1	10	4	51	
3. # of Graduates Taking Exam:	0	0	0	0	0	0	0	0	0	0	0	0	0	
4. # of Graduates Passing Exam:	0	0	0	0	0	0	0	0	0	0	0	0	0	
5. Percentage of Grads Passing Exam:	0	0	0	0	0	0	0	0	0	0	0	0	0	Avg.
Licensure / Certification Examination Agency Rate:	0	0	0	0	0	0	0	0	0	0	0	0	0	0
<div> <div>Cancel</div> <div>Save</div> </div>														



Log Off  
072473  
Timeout:  
45.0 minutes

## Programs

DMS

HELP ?

School Number: **072473**

School  
Name:

**North-  
West  
College**

Type: **Branch**

Submitted

Address1: **511 N.  
Brookhurst  
St.**

City: **Anaheim** State: **CA**

Zip: **92801**

## GRADUATION AND EMPLOYMENT CHART

**You must SAVE the G&E form to calculate totals**

Cancel

☒ Complete

Save

Approved Program Title:
-------------------------

Medical Administrative Assistant
----------------------------------

Program Code:

126

Credential:

Diploma

Report Date:

7/2022

Program Length in Months: 

9

Beginning Date:

3/2020

End Date:



2/2021

Is this chart for a satellite location? ☐ Yes ☒ No [?](#)

Is this chart for a program offered 100% via Distance Education? ☐ Yes ☒ No [?](#)

## REPORTING PERIOD

[illegible]

GRADUATION RATE	0%	0%	0%	0%	0%	0%	0%	0%	0%	0%	0%	0%	0%	0%
Graduates - Further Education: 	0	0	0	0	0	0	0	0	0	0	0	0	0	0%
Graduates - Unavailable for Employment: 	0	0	0	0	0	0	0	0	0	0	0	0	0	0%
Graduates - Available for Employment:	0	0	0	0	0	0	0	0	0	0	0	0	0	0%
Graduates - Employed in Field:	0	0	0	0	0	0	0	0	0	0	0	0	0	0%
EMPLOYMENT RATE	0%	0%	0%	0%	0%	0%	0%	0%	0%	0%	0%	0%	0%	0%
Graduates - Unrelated Occupation:	0	0	0	0	0	0	0	0	0	0	0	0	0	0%
Graduates - Unemployed:	0	0	0	0	0	0	0	0	0	0	0	0	0	0%
Graduates - Unknown:	0	0	0	0	0	0	0	0	0	0	0	0	0	0%
Non-Graduated Students Who Obtained Training Related Employment	0	0	0	0	0	0	0	0	0	0	0	0	0	0%
Employment Rate with Non-Graduated Employed Students	0%	0%	0%	0%	0%	0%	0%	0%	0%	0%	0%	0%	0%	0%

--

# LICENSURE / CERTIFICATION EXAMINATION PASS RATES CHART

Licensure / Certification Name:														
1. Class Start Date:	03/20	04/20	05/20	06/20	07/20	08/20	09/20	10/20	11/20	12/20	01/21	02/21		
2. Number of Graduates:	0	0	0	0	0	0	0	0	0	0	0	0	0	
3. # of Graduates Taking Exam:	0	0	0	0	0	0	0	0	0	0	0	0	0	
4. # of Graduates Passing Exam:	0	0	0	0	0	0	0	0	0	0	0	0	0	
<b>5. Percentage of Grads Passing Exam:</b>	<b>0</b>	<b>0</b>	<b>0</b>	<b>0</b>	<b>0</b>	<b>0</b>	<b>0</b>	<b>0</b>	<b>0</b>	<b>0</b>	<b>0</b>	<b>0</b>	<b>0</b>	Avg.
Licensure / Certification Examination Agency Rate:	0	0	0	0	0	0	0	0	0	0	0	0	0	0
<div> <div>Cancel</div> <div></div> <div></div> <div></div> <div></div> <div></div> <div>Save</div> </div>														



Log Off  
072473  
Timeout:  
45.0 minutes

Annual Report

Programs

School Info

DMS

HELP ?

Annual Report: **2022**

School Number: **072473**

School Name:

**North-West College**

Type: **Branch** Annual Report Status:

**Submitted**

**511 N. Brookhurst St.**

City: **Anaheim** State: **CA**

Zip: **92801**

### GRADUATION AND EMPLOYMENT CHART

**You must SAVE the G&E form to calculate totals**

<b>Cancel</b>	<input checked="" type="checkbox"/> Complete				<b>Save</b>
Approved Program Title:	Medical Insurance Biller and Coder				
Program Code:	128				
Credential:	Diploma				
Report Date:	7/2022	Program Length in Months:	9		
Beginning Date:	3/2020	End Date:	2/2021		

Is this chart for a satellite location? ☐ Yes ☒ No

Is this chart for a program offered 100% via Distance Education? ☐ Yes ☒ No

### REPORTING PERIOD

Class Start Date (eg 01/19):	03/20	04/20	05/20	06/20	07/20	08/20	09/20	10/20	11/20	12/20	01/21	02/21	Total	%
Number Started:	1	1	2	0	3	1	3	3	3	0	3	4	24	
Transfers to Another Program/Cohort:	0	0	0	0	0	0	0	0	0	0	0	0	0	0%
Transfers from Another Program/Cohort:	0	0	0	0	0	0	0	0	0	0	0	0	0	0%
<b>Total Starts (+/- Transfers):</b>	<b>1</b>	<b>1</b>	<b>2</b>	<b>0</b>	<b>3</b>	<b>1</b>	<b>3</b>	<b>3</b>	<b>3</b>	<b>0</b>	<b>3</b>	<b>4</b>	<b>24</b>	
Unavailable for Graduation:	0	0	0	0	0	0	0	0	0	0	0	0	0	0%
<b>Students Available For Graduation:</b>	<b>1</b>	<b>1</b>	<b>2</b>	<b>0</b>	<b>3</b>	<b>1</b>	<b>3</b>	<b>3</b>	<b>3</b>	<b>0</b>	<b>3</b>	<b>4</b>	<b>24</b>	<b>100%</b>
Withdrawn/Terminated Students:	0	0	1	0	1	1	0	2	1	0	2	1	9	38%
<b>Graduates within 150% Program Length:</b>	<b>1</b>	<b>1</b>	<b>1</b>	<b>0</b>	<b>2</b>	<b>0</b>	<b>3</b>	<b>1</b>	<b>2</b>	<b>0</b>	<b>1</b>	<b>3</b>	<b>15</b>	<b>63%</b>



GRADUATION RATE	100%	100%	50%	0%	67%	0%	100%	33%	67%	0%	33%	75%		63%
Graduates - Further Education: ?	0	0	0	0	0	0	0	0	0	0	0	0	0	0%
Graduates - Unavailable for Employment: ?	0	0	0	0	0	0	0	0	0	0	0	0	0	0%
Graduates - Available for Employment:	1	1	1	0	2	0	3	1	2	0	1	3	15	100%
Graduates - Employed in Field:	1	1	1	0	2	0	1	1	1	0	0	3	11	73%
EMPLOYMENT RATE	100%	100%	100%	0%	100%	0%	33%	100%	50%	0%	0%	100%		73%
Graduates - Unrelated Occupation:	0	0	0	0	0	0	0	0	0	0	0	0	0	0%
Graduates - Unemployed:	0	0	0	0	0	0	2	0	1	0	1	0	4	27%
Graduates - Unknown:	0	0	0	0	0	0	0	0	0	0	0	0	0	0%
Non-Graduated Students Who Obtained Training Related Employment	0	0	0	0	0	0	0	0	0	0	0	0	0	0%
Employment Rate with Non-Graduated Employed Students	100%	100%	100%	0%	100%	0%	33%	100%	50%	0%	0%	100%		73%

# LICENSURE / CERTIFICATION EXAMINATION PASS RATES CHART

Licensure / Certification Name:														
1. Class Start Date:	03/20	04/20	05/20	06/20	07/20	08/20	09/20	10/20	11/20	12/20	01/21	02/21		
2. Number of Graduates:	1	1	1	0	2	0	3	1	2	0	1	3	15	
3. # of Graduates Taking Exam:	0	0	0	0	0	0	0	0	0	0	0	0	0	
4. # of Graduates Passing Exam:	0	0	0	0	0	0	0	0	0	0	0	0	0	
5. Percentage of Grads Passing Exam:	0	0	0	0	0	0	0	0	0	0	0	0	0	Avg.
Licensure / Certification Examination Agency Rate:	0	0	0	0	0	0	0	0	0	0	0	0	0	0
<div> <div>Cancel</div> <div>Save</div> </div>														



Log Off  
072473  
Timeout:  
45.0 minutes

Annual Report

Programs

School Info

DMS

HELP ?

Annual Report: **2022**

School Number: **072473**

School Name:

**North-West College**

Type: **Branch** Annual Report Status:

**Submitted**

Address1: **511 N. Brookhurst St.**

City: **Anaheim** State: **CA**

Zip: **92801**

### GRADUATION AND EMPLOYMENT CHART

**You must SAVE the G&E form to calculate totals**



<b>Cancel</b>		<input checked="" type="checkbox"/> Complete		<b>Save</b>	
Approved Program Title:	Pharmacy Technician				
Program Code:	146				
Credential:	Diploma				
Report Date:	7/2022	Program Length in Months: ?	9		
Beginning Date:	3/2020	End Date:	2/2021		

Is this chart for a satellite location? ☐ Yes ☒ No ?

Is this chart for a program offered 100% via Distance Education? ☐ Yes ☒ No ?

### REPORTING PERIOD

Class Start Date (eg 01/19):	03/20	04/20	05/20	06/20	07/20	08/20	09/20	10/20	11/20	12/20	01/21	02/21	Total	%
Number Started:	0	3	3	2	2	6	1	1	2	2	6	3	31	
Transfers to Another Program/Cohort:	0	0	0	0	0	0	0	0	0	0	0	0	0	0%
Transfers from Another Program/Cohort:	0	0	0	0	0	0	0	0	0	0	0	0	0	0%
<b>Total Starts (+/- Transfers):</b>	<b>0</b>	<b>3</b>	<b>3</b>	<b>2</b>	<b>2</b>	<b>6</b>	<b>1</b>	<b>1</b>	<b>2</b>	<b>2</b>	<b>6</b>	<b>3</b>	<b>31</b>	
Unavailable for Graduation: ?	0	0	0	0	0	0	0	0	0	0	0	0	0	0%
<b>Students Available For Graduation:</b>	<b>0</b>	<b>3</b>	<b>3</b>	<b>2</b>	<b>2</b>	<b>6</b>	<b>1</b>	<b>1</b>	<b>2</b>	<b>2</b>	<b>6</b>	<b>3</b>	<b>31</b>	<b>100%</b>
Withdrawn/Terminated Students:	0	1	2	1	2	1	1	1	0	0	0	1	10	32%
<b>Graduates within 150% Program Length:</b>	<b>0</b>	<b>2</b>	<b>1</b>	<b>1</b>	<b>0</b>	<b>5</b>	<b>0</b>	<b>0</b>	<b>2</b>	<b>2</b>	<b>6</b>	<b>2</b>	<b>21</b>	<b>68%</b>

<b>GRADUATION RATE</b>	<b>0%</b>	<b>67%</b>	<b>33%</b>	<b>50%</b>	<b>0%</b>	<b>83%</b>	<b>0%</b>	<b>0%</b>	<b>100%</b>	<b>100%</b>	<b>100%</b>	<b>67%</b>		<b>68%</b>
Graduates - Further Education: 	0	0	0	0	0	0	0	0	0	0	0	0	0	0%
Graduates - Unavailable for Employment: 	0	0	0	0	0	0	0	0	0	0	0	0	0	0%
Graduates - Available for Employment:	0	2	1	1	0	5	0	0	2	2	6	2	21	100%
Graduates - Employed in Field:	0	1	0	1	0	5	0	0	2	2	4	1	16	76%
<b>EMPLOYMENT RATE</b>	<b>0%</b>	<b>50%</b>	<b>0%</b>	<b>100%</b>	<b>0%</b>	<b>100%</b>	<b>0%</b>	<b>0%</b>	<b>100%</b>	<b>100%</b>	<b>67%</b>	<b>50%</b>		<b>76%</b>
Graduates - Unrelated Occupation:	0	0	0	0	0	0	0	0	0	0	0	0	0	0%
Graduates - Unemployed:	0	1	1	0	0	0	0	0	0	0	2	1	5	24%
Graduates - Unknown:	0	0	0	0	0	0	0	0	0	0	0	0	0	0%
<b>Non-Graduated Students Who Obtained Training Related Employment</b>	0	0	0	0	0	0	0	0	0	0	0	0	0	0%
<b>Employment Rate with Non-Graduated Employed Students</b>	<b>0%</b>	<b>50%</b>	<b>0%</b>	<b>100%</b>	<b>0%</b>	<b>100%</b>	<b>0%</b>	<b>0%</b>	<b>100%</b>	<b>100%</b>	<b>67%</b>	<b>50%</b>		<b>76%</b>

# LICENSURE / CERTIFICATION EXAMINATION PASS RATES CHART

Licensure / Certification Name:														
1. Class Start Date:	03/20	04/20	05/20	06/20	07/20	08/20	09/20	10/20	11/20	12/20	01/21	02/21		
2. Number of Graduates:	0	2	1	1	0	5	0	0	2	2	6	2	21	
3. # of Graduates Taking Exam:	0	0	0	0	0	0	0	0	0	0	0	0	0	
4. # of Graduates Passing Exam:	0	0	0	0	0	0	0	0	0	0	0	0	0	
5. Percentage of Grads Passing Exam:	0	0	0	0	0	0	0	0	0	0	0	0	0	Avg.
Licensure / Certification Examination Agency Rate:	0	0	0	0	0	0	0	0	0	0	0	0	0	0
<div> <div>Cancel</div> <div>Save</div> </div>														



Log Off  
072473  
Timeout:  
44.9 minutes

Annual Report

Programs

School Info

DMS

HELP ?

Annual Report: **2022**

School Number: **072473**

School Name:

**North-West College**

Type: **Branch** Annual Report Status:

**Submitted**

Address1: **511 N. Brookhurst St.**

City: **Anaheim** State: **CA**

Zip: **92801**

### GRADUATION AND EMPLOYMENT CHART

**You must SAVE the G&E form to calculate totals**



<b>Cancel</b>		<input checked="" type="checkbox"/> Complete		<b>Save</b>	
Approved Program Title:	Surgical Technology				
Program Code:	166				
Credential:	Diploma				
Report Date:	7/2022	Program Length in Months: ?	15		
Beginning Date:	6/2019	End Date:	5/2020		

Is this chart for a satellite location? ☐ Yes ☒ No ?

Is this chart for a program offered 100% via Distance Education? ☐ Yes ☒ No ?

### REPORTING PERIOD

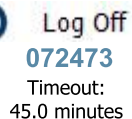
Class Start Date (eg 01/19):	06/19	07/19	08/19	09/19	10/19	11/19	12/19	01/20	02/20	03/20	04/20	05/20	Total	%
Number Started:	0	0	0	0	12	0	0	0	0	12	0	0	24	
Transfers to Another Program/Cohort:	0	0	0	0	0	0	0	0	0	0	0	0	0	0%
Transfers from Another Program/Cohort:	0	0	0	0	0	0	0	0	0	0	0	0	0	0%
<b>Total Starts (+/- Transfers):</b>	<b>0</b>	<b>0</b>	<b>0</b>	<b>0</b>	<b>12</b>	<b>0</b>	<b>0</b>	<b>0</b>	<b>0</b>	<b>12</b>	<b>0</b>	<b>0</b>	<b>24</b>	
Unavailable for Graduation: ?	0	0	0	0	0	0	0	0	0	0	0	0	0	0%
<b>Students Available For Graduation:</b>	<b>0</b>	<b>0</b>	<b>0</b>	<b>0</b>	<b>12</b>	<b>0</b>	<b>0</b>	<b>0</b>	<b>0</b>	<b>12</b>	<b>0</b>	<b>0</b>	<b>24</b>	<b>100%</b>
Withdrawn/Terminated Students:	0	0	0	0	7	0	0	0	0	3	0	0	10	42%
<b>Graduates within 150% Program Length:</b>	<b>0</b>	<b>0</b>	<b>0</b>	<b>0</b>	<b>5</b>	<b>0</b>	<b>0</b>	<b>0</b>	<b>0</b>	<b>9</b>	<b>0</b>	<b>0</b>	<b>14</b>	<b>58%</b>

<b>GRADUATION RATE</b>	<b>0%</b>	<b>0%</b>	<b>0%</b>	<b>0%</b>	<b>42%</b>	<b>0%</b>	<b>0%</b>	<b>0%</b>	<b>0%</b>	<b>75%</b>	<b>0%</b>	<b>0%</b>		<b>58%</b>
Graduates - Further Education: 	0	0	0	0	0	0	0	0	0	0	0	0	0	0%
Graduates - Unavailable for Employment: 	0	0	0	0	0	0	0	0	0	0	0	0	0	0%
Graduates - Available for Employment:	0	0	0	0	5	0	0	0	0	9	0	0	14	100%
Graduates - Employed in Field:	0	0	0	0	2	0	0	0	0	8	0	0	10	71%
<b>EMPLOYMENT RATE</b>	<b>0%</b>	<b>0%</b>	<b>0%</b>	<b>0%</b>	<b>40%</b>	<b>0%</b>	<b>0%</b>	<b>0%</b>	<b>0%</b>	<b>89%</b>	<b>0%</b>	<b>0%</b>		<b>71%</b>
Graduates - Unrelated Occupation:	0	0	0	0	0	0	0	0	0	0	0	0	0	0%
Graduates - Unemployed:	0	0	0	0	3	0	0	0	0	1	0	0	4	29%
Graduates - Unknown:	0	0	0	0	0	0	0	0	0	0	0	0	0	0%
<b>Non-Graduated Students Who Obtained Training Related Employment</b>	0	0	0	0	0	0	0	0	0	0	0	0	0	0%
<b>Employment Rate with Non-Graduated Employed Students</b>	<b>0%</b>	<b>0%</b>	<b>0%</b>	<b>0%</b>	<b>40%</b>	<b>0%</b>	<b>0%</b>	<b>0%</b>	<b>0%</b>	<b>89%</b>	<b>0%</b>	<b>0%</b>		<b>71%</b>

# LICENSURE / CERTIFICATION EXAMINATION PASS RATES CHART

Licensure / Certification Name:														
1. Class Start Date:	06/19	07/19	08/19	09/19	10/19	11/19	12/19	01/20	02/20	03/20	04/20	05/20		
2. Number of Graduates:	0	0	0	0	5	0	0	0	0	9	0	0	14	
3. # of Graduates Taking Exam:	0	0	0	0	0	0	0	0	0	0	0	0	0	
4. # of Graduates Passing Exam:	0	0	0	0	0	0	0	0	0	0	0	0	0	
5. Percentage of Grads Passing Exam:	0	0	0	0	0	0	0	0	0	0	0	0	0	Avg.
Licensure / Certification Examination Agency Rate:	0	0	0	0	0	0	0	0	0	0	0	0	0	0
Cancel											Save			





Log Off  
072473  
Timeout:  
45.0 minutes

Annual Report

## Programs

### School Info

DMS

HELP ?

Annual Report: **2022**

School Number: **072473**

School  
Name:

**North-  
West  
College**

Type: **Branch** Annual Report Status:

Submitted

Address1: **511 N.  
Brookhurst  
St.**

City: **Anaheim** State: **CA**

Zip: **92801**

## GRADUATION AND EMPLOYMENT CHART

**You must SAVE the G&E form to calculate totals**

Cancel

 Complete

Save

Approved Program Title:
-------------------------

Surgical Technology

Program Code:


166

Credential:

AOS

Report Date:

7/2022

Program Length in Months: 

19


Beginning Date:

12/2018


End Date:



11/2019

Is this chart for a satellite location? ☐ Yes ☒ No [?](#)

Is this chart for a program offered 100% via Distance Education? ☐ Yes ☒ No 

## REPORTING PERIOD

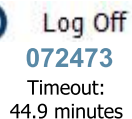
	12/18	01/19	02/19	03/19	04/19	05/19	06/19	07/19	08/19	09/19	10/19	11/19	Total	%
Class Start Date (eg 01/19):														
Number Started:	0	0	0	0	0	0	0	0	0	0	0	0	0	
Transfers to Another Program/Cohort:	0	0	0	0	0	0	0	0	0	0	0	0	0	0%
Transfers from Another Program/Cohort:	0	0	0	0	0	0	0	0	0	0	0	0	0	0%
<b>Total Starts (+/- Transfers):</b>	<b>0</b>	<b>0</b>	<b>0</b>	<b>0</b>	<b>0</b>	<b>0</b>	<b>0</b>	<b>0</b>	<b>0</b>	<b>0</b>	<b>0</b>	<b>0</b>	<b>0</b>	
Unavailable for Graduation: 	0	0	0	0	0	0	0	0	0	0	0	0	0	0%
<b>Students Available For Graduation:</b>	<b>0</b>	<b>0</b>	<b>0</b>	<b>0</b>	<b>0</b>	<b>0</b>	<b>0</b>	<b>0</b>	<b>0</b>	<b>0</b>	<b>0</b>	<b>0</b>	<b>0</b>	<b>0%</b>
Withdrawn/Terminated Students:	0	0	0	0	0	0	0	0	0	0	0	0	0	0%
<b>Graduates within 150% Program Length:</b>	<b>0</b>	<b>0</b>	<b>0</b>	<b>0</b>	<b>0</b>	<b>0</b>	<b>0</b>	<b>0</b>	<b>0</b>	<b>0</b>	<b>0</b>	<b>0</b>	<b>0</b>	<b>0%</b>

GRADUATION RATE	0%	0%	0%	0%	0%	0%	0%	0%	0%	0%	0%	0%	0%	0%
Graduates - Further Education: 	0	0	0	0	0	0	0	0	0	0	0	0	0	0%
Graduates - Unavailable for Employment: 	0	0	0	0	0	0	0	0	0	0	0	0	0	0%
Graduates - Available for Employment:	0	0	0	0	0	0	0	0	0	0	0	0	0	0%
Graduates - Employed in Field:	0	0	0	0	0	0	0	0	0	0	0	0	0	0%
EMPLOYMENT RATE	0%	0%	0%	0%	0%	0%	0%	0%	0%	0%	0%	0%	0%	0%
Graduates - Unrelated Occupation:	0	0	0	0	0	0	0	0	0	0	0	0	0	0%
Graduates - Unemployed:	0	0	0	0	0	0	0	0	0	0	0	0	0	0%
Graduates - Unknown:	0	0	0	0	0	0	0	0	0	0	0	0	0	0%
Non-Graduated Students Who Obtained Training Related Employment	0	0	0	0	0	0	0	0	0	0	0	0	0	0%
Employment Rate with Non-Graduated Employed Students	0%	0%	0%	0%	0%	0%	0%	0%	0%	0%	0%	0%	0%	0%

--

# LICENSURE / CERTIFICATION EXAMINATION PASS RATES CHART

Licensure / Certification Name:														
1. Class Start Date:	12/18	01/19	02/19	03/19	04/19	05/19	06/19	07/19	08/19	09/19	10/19	11/19		
2. Number of Graduates:	0	0	0	0	0	0	0	0	0	0	0	0	0	
3. # of Graduates Taking Exam:	0	0	0	0	0	0	0	0	0	0	0	0	0	
4. # of Graduates Passing Exam:	0	0	0	0	0	0	0	0	0	0	0	0	0	
<b>5. Percentage of Grads Passing Exam:</b>	<b>0</b>	<b>0</b>	<b>0</b>	<b>0</b>	<b>0</b>	<b>0</b>	<b>0</b>	<b>0</b>	<b>0</b>	<b>0</b>	<b>0</b>	<b>0</b>	<b>0</b>	Avg.
Licensure / Certification Examination Agency Rate:	0	0	0	0	0	0	0	0	0	0	0	0	0	0
<div> <div>Cancel</div> <div></div> <div></div> <div></div> <div></div> <div></div> <div>Save</div> </div>														



Log Off  
072473  
Timeout:  
44.9 minutes

Annual Report

## Programs

### School Info

DMS

HELP ?

Annual Report: **2022**

School Number: **072473**

School  
Name:

**North-  
West  
College**

Type: **Branch**

Submitted

Address1: **511 N.  
Brookhurst  
St.**

City: **Anaheim** State: **CA**

Zip: **92801**

## GRADUATION AND EMPLOYMENT CHART

**You must SAVE the G&E form to calculate totals**

Cancel

☒ Complete

Save

Approved Program Title:
-------------------------

Vocational Nurse
------------------

Program Code:


1715

Credential:

Diploma

Report Date:

7/2022

Program Length in Months: 

15


Beginning Date:

6/2019

End Date:



5/2020

Is this chart for a satellite location? ☐ Yes ☒ No [?](#)

Is this chart for a program offered 100% via Distance Education? ☐ Yes ☒ No 

## REPORTING PERIOD

[illegible]

GRADUATION RATE	0%	0%	0%	0%	0%	0%	0%	0%	0%	0%	0%	0%	0%	0%
Graduates - Further Education: 	0	0	0	0	0	0	0	0	0	0	0	0	0	0%
Graduates - Unavailable for Employment: 	0	0	0	0	0	0	0	0	0	0	0	0	0	0%
Graduates - Available for Employment:	0	0	0	0	0	0	0	0	0	0	0	0	0	0%
Graduates - Employed in Field:	0	0	0	0	0	0	0	0	0	0	0	0	0	0%
EMPLOYMENT RATE	0%	0%	0%	0%	0%	0%	0%	0%	0%	0%	0%	0%	0%	0%
Graduates - Unrelated Occupation:	0	0	0	0	0	0	0	0	0	0	0	0	0	0%
Graduates - Unemployed:	0	0	0	0	0	0	0	0	0	0	0	0	0	0%
Graduates - Unknown:	0	0	0	0	0	0	0	0	0	0	0	0	0	0%
Non-Graduated Students Who Obtained Training Related Employment	0	0	0	0	0	0	0	0	0	0	0	0	0	0%
Employment Rate with Non-Graduated Employed Students	0%	0%	0%	0%	0%	0%	0%	0%	0%	0%	0%	0%	0%	0%

--

# LICENSURE / CERTIFICATION EXAMINATION PASS RATES CHART

Licensure / Certification Name:	BVNPT													
1. Class Start Date:	06/19	07/19	08/19	09/19	10/19	11/19	12/19	01/20	02/20	03/20	04/20	05/20		
2. Number of Graduates:	0	0	0	0	0	0	0	0	0	0	0	0	0	
3. # of Graduates Taking Exam:	0	0	0	0	0	0	0	0	0	0	0	0	0	
4. # of Graduates Passing Exam:	0	0	0	0	0	0	0	0	0	0	0	0	0	
<b>5. Percentage of Grads Passing Exam:</b>	<b>0</b>	<b>0</b>	<b>0</b>	<b>0</b>	<b>0</b>	<b>0</b>	<b>0</b>	<b>0</b>	<b>0</b>	<b>0</b>	<b>0</b>	<b>0</b>	<b>0</b>	Avg.
Licensure / Certification Examination Agency Rate:	0	0	0	0	0	0	0	0	0	0	0	0	0	0
<div> <div>Cancel</div> <div></div> <div></div> <div></div> <div></div> <div></div> <div>Save</div> </div>														