



Licensure / Certification Examination Agency Rate:	<input type="text" value="0"/>	<input type="text" value="0"/>	<input type="text" value="0"/>	<input type="text" value="0"/>	<input type="text" value="0"/>	<input type="text" value="0"/>	<input type="text" value="0"/>	<input type="text" value="0"/>	<input type="text" value="0"/>	<input type="text" value="0"/>	<input type="text" value="0"/>	<input type="text" value="0"/>	<input type="text" value="0"/>	<input type="text" value="0"/>
<input type="button" value="Cancel"/>					<input type="text"/>	<input type="text"/>					<input type="button" value="Save"/>			



Licensure / Certification Examination Agency Rate:	<input type="text" value="0"/>	<input type="text" value="0"/>	<input type="text" value="0"/>	<input type="text" value="0"/>	<input type="text" value="0"/>	<input type="text" value="0"/>	<input type="text" value="0"/>	<input type="text" value="0"/>	<input type="text" value="0"/>	<input type="text" value="0"/>	<input type="text" value="0"/>	<input type="text" value="0"/>	<input type="text" value="0"/>	<input type="text" value="0"/>
<input type="button" value="Cancel"/>					<input type="text"/>	<input type="text"/>					<input type="button" value="Save"/>			



Licensure / Certification Examination Agency Rate:	<input type="text" value="0"/>	<input type="text" value="0"/>	<input type="text" value="0"/>	<input type="text" value="0"/>	<input type="text" value="0"/>	<input type="text" value="0"/>	<input type="text" value="0"/>	<input type="text" value="0"/>	<input type="text" value="0"/>	<input type="text" value="0"/>	<input type="text" value="0"/>	<input type="text" value="0"/>	<input type="text" value="0"/>	<input type="text" value="0"/>
<input type="button" value="Cancel"/>					<input type="text"/>	<input type="text"/>					<input type="button" value="Save"/>			



Log Off  
072472  
Timeout:  
44.9 minutes

Annual Report

Programs

School Info

DMS

HELP ?

Annual Report: **2021**

School Number: **072472**

School Name: **North-West College**

Type: **Branch**

Annual Report Status: **Submitted**

Address: **3799 E. Burnett St.**

City: **Long Beach**

State: **CA**

Zip: **90815**

### GRADUATION AND EMPLOYMENT CHART

You must SAVE the G&E form to calculate totals

Cancel

☒ Complete

Save

Approved Program Title:	Vocational Nurse												
Program Code:	1715												
Credential:	Diploma												
Report Date:	7/2021		Program Length in Months: ?		15								
Beginning Date:	6/2018		End Date:		5/2019								

Is this chart for a satellite location? ☐ Yes ☒ No ?

Is this chart for a program offered 100% via Distance Education? ☐ Yes ☒ No ?

### REPORTING PERIOD

Class Start Date (eg 01/19):	06/18	07/18	08/18	09/18	10/18	11/18	12/18	01/19	02/19	03/19	04/19	05/19	Total	%
Number Started:	1	33	0	0	0	0	23	0	29	0	0	0	86	
Transfers to Another Program/Cohort:	0	0	0	0	0	0	1	0	0	0	0	0	1	1%
Transfers from Another Program/Cohort:	0	0	0	0	0	0	0	0	0	0	0	0	0	0%
<b>Total Starts (+/- Transfers):</b>	<b>1</b>	<b>33</b>	<b>0</b>	<b>0</b>	<b>0</b>	<b>0</b>	<b>22</b>	<b>0</b>	<b>29</b>	<b>0</b>	<b>0</b>	<b>0</b>	<b>85</b>	
Unavailable for Graduation: ?	0	0	0	0	0	0	0	0	0	0	0	0	0	0%
<b>Students Available For Graduation:</b>	<b>1</b>	<b>33</b>	<b>0</b>	<b>0</b>	<b>0</b>	<b>0</b>	<b>22</b>	<b>0</b>	<b>29</b>	<b>0</b>	<b>0</b>	<b>0</b>	<b>85</b>	<b>100%</b>
Withdrawn/Terminated Students:	0	11	0	0	0	0	13	0	13	0	0	0	37	44%
<b>Graduates within 150% Program Length:</b>	<b>1</b>	<b>22</b>	<b>0</b>	<b>0</b>	<b>0</b>	<b>0</b>	<b>9</b>	<b>0</b>	<b>16</b>	<b>0</b>	<b>0</b>	<b>0</b>	<b>48</b>	<b>56%</b>
<b>GRADUATION RATE</b>	<b>100%</b>	<b>67%</b>	<b>0%</b>	<b>0%</b>	<b>0%</b>	<b>0%</b>	<b>41%</b>	<b>0%</b>	<b>55%</b>	<b>0%</b>	<b>0%</b>	<b>0%</b>		<b>56%</b>
Graduates - Further Education: ?	0	0	0	0	0	0	0	0	0	0	0	0	0	0%
Graduates - Unavailable for Employment: ?	0	0	0	0	0	0	0	0	0	0	0	0	0	0%
Graduates - Available for Employment:	1	22	0	0	0	0	9	0	16	0	0	0	48	100%
Graduates - Employed in Field:	1	17	0	0	0	0	7	0	12	0	0	0	37	77%
<b>EMPLOYMENT RATE</b>	<b>100%</b>	<b>77%</b>	<b>0%</b>	<b>0%</b>	<b>0%</b>	<b>0%</b>	<b>78%</b>	<b>0%</b>	<b>75%</b>	<b>0%</b>	<b>0%</b>	<b>0%</b>		<b>77%</b>
Graduates - Unrelated Occupation:	0	0	0	0	0	0	0	0	0	0	0	0	0	0%
Graduates - Unemployed:	0	5	0	0	0	0	2	0	4	0	0	0	11	23%
Graduates - Unknown:	0	0	0	0	0	0	0	0	0	0	0	0	0	0%
<b>Non-Graduated Students Who Obtained Training Related Employment</b>	<b>0</b>	<b>0</b>	<b>0</b>	<b>0</b>	<b>0</b>	<b>0</b>	<b>0</b>	<b>0</b>	<b>0</b>	<b>0</b>	<b>0</b>	<b>0</b>	<b>0</b>	<b>0%</b>
<b>Employment Rate with Non-Graduated Employed Students</b>	<b>100%</b>	<b>77%</b>	<b>0%</b>	<b>0%</b>	<b>0%</b>	<b>0%</b>	<b>78%</b>	<b>0%</b>	<b>75%</b>	<b>0%</b>	<b>0%</b>	<b>0%</b>		<b>77%</b>

### LICENSURE / CERTIFICATION EXAMINATION PASS RATES CHART

Licensure / Certification Name:	BVNPT													
1. Class Start Date:	06/18	07/18	08/18	09/18	10/18	11/18	12/18	01/19	02/19	03/19	04/19	05/19		
2. Number of Graduates:	1	22	0	0	0	0	9	0	16	0	0	0	48	
3. # of Graduates Taking Exam:	1	21	0	0	0	0	8	0	14	0	0	0	44	
4. # of Graduates Passing Exam:	1	18	0	0	0	0	7	0	13	0	0	0	39	
<b>5. Percentage of Grads Passing Exam:</b>	<b>100</b>	<b>86</b>	<b>0</b>	<b>0</b>	<b>0</b>	<b>0</b>	<b>88</b>	<b>0</b>	<b>93</b>	<b>0</b>	<b>0</b>	<b>0</b>	<b>89</b>	Avg.

Licensure / Certification Examination Agency Rate:	<input type="text" value="0"/>	<input type="text" value="0"/>	<input type="text" value="0"/>	<input type="text" value="0"/>	<input type="text" value="0"/>	<input type="text" value="0"/>	<input type="text" value="0"/>	<input type="text" value="0"/>	<input type="text" value="0"/>	<input type="text" value="0"/>	<input type="text" value="0"/>	<input type="text" value="0"/>	<input type="text" value="0"/>	<input type="text" value="0"/>
<input type="button" value="Cancel"/>					<input type="text"/>	<input type="text"/>					<input type="button" value="Save"/>			





Licensure / Certification Examination Agency Rate:	<input type="text" value="0"/>	<input type="text" value="0"/>	<input type="text" value="0"/>	<input type="text" value="0"/>	<input type="text" value="0"/>	<input type="text" value="0"/>	<input type="text" value="0"/>	<input type="text" value="0"/>	<input type="text" value="0"/>	<input type="text" value="0"/>	<input type="text" value="0"/>	<input type="text" value="0"/>	<input type="text" value="0"/>	<input type="text" value="0"/>
<input type="button" value="Cancel"/>					<input type="text"/>	<input type="text"/>					<input type="button" value="Save"/>			



Log Off  
072472  
Timeout:  
44.7 minutes

Annual Report

## Programs

### School Info

DMS

HELP ?

Annual Report: **2021**

School Number: **072472**

School Name: **North-West College**

Type: **Branch** Annual Report Status: **Submitted**

Address1: **3799 E. Burnett St.**

City: **Long Beach**State: **CA**

Zip: **90815**

## GRADUATION AND EMPLOYMENT CHART

**You must SAVE the G&E form to calculate totals**

Cancel

☒ Complete

Save

Approved Program Title:	Diagnostic Medical Sonographer
-------------------------	--------------------------------

Program Code:	164
---------------	-----

Credential:	Diploma
-------------	---------




Report Date:	7/2021	Program Length in Months:	18
--------------	--------	---	----

Beginning Date:	1/2018	End Date:	12/2018
-----------------	--------	-----------	---------

Is this chart for a satellite location? ☐ Yes ☒ No 

Is this chart for a program offered 100% via Distance Education? ☐ Yes ☒ No [?](#)

## REPORTING PERIOD

Class Start Date (eg 01/19):	01/18	02/18	03/18	04/18	05/18	06/18	07/18	08/18	09/18	10/18	11/18	12/18	Total	%
Number Started:	12	0	0	7	0	0	10	0	0	9	0	0	38	
Transfers to Another Program/Cohort:	0	0	0	1	0	0	0	0	0	0	0	0	1	3%
Transfers from Another Program/Cohort:	0	0	0	0	0	0	0	0	0	0	0	0	0	0%
<b>Total Starts (+/- Transfers):</b>	<b>12</b>	<b>0</b>	<b>0</b>	<b>6</b>	<b>0</b>	<b>0</b>	<b>10</b>	<b>0</b>	<b>0</b>	<b>9</b>	<b>0</b>	<b>0</b>	<b>37</b>	
Unavailable for Graduation: 	0	0	0	0	0	0	0	0	0	0	0	0	0	0%
<b>Students Available For Graduation:</b>	<b>12</b>	<b>0</b>	<b>0</b>	<b>6</b>	<b>0</b>	<b>0</b>	<b>10</b>	<b>0</b>	<b>0</b>	<b>9</b>	<b>0</b>	<b>0</b>	<b>37</b>	<b>100%</b>
Withdrawn/Terminated Students:	3	0	0	3	0	0	6	0	0	3	0	0	15	41%
<b>Graduates within 150% Program Length:</b>	<b>9</b>	<b>0</b>	<b>0</b>	<b>3</b>	<b>0</b>	<b>0</b>	<b>4</b>	<b>0</b>	<b>0</b>	<b>6</b>	<b>0</b>	<b>0</b>	<b>22</b>	<b>59%</b>
<b>GRADUATION RATE</b>	<b>75%</b>	<b>0%</b>	<b>0%</b>	<b>50%</b>	<b>0%</b>	<b>0%</b>	<b>40%</b>	<b>0%</b>	<b>0%</b>	<b>67%</b>	<b>0%</b>	<b>0%</b>		<b>59%</b>
Graduates - Further Education: 	1	0	0	0	0	0	0	0	0	0	0	0	1	5%
Graduates - Unavailable for Employment: 	0	0	0	0	0	0	0	0	0	0	0	0	0	0%
Graduates - Available for Employment:	8	0	0	3	0	0	4	0	0	6	0	0	21	95%
Graduates - Employed in Field:	4	0	0	3	0	0	4	0	0	4	0	0	15	71%
<b>EMPLOYMENT RATE</b>	<b>50%</b>	<b>0%</b>	<b>0%</b>	<b>100%</b>	<b>0%</b>	<b>0%</b>	<b>100%</b>	<b>0%</b>	<b>0%</b>	<b>67%</b>	<b>0%</b>	<b>0%</b>		<b>71%</b>
Graduates - Unrelated Occupation:	0	0	0	0	0	0	0	0	0	0	0	0	0	0%
Graduates - Unemployed:	4	0	0	0	0	0	0	0	0	2	0	0	6	29%
Graduates - Unknown:	0	0	0	0	0	0	0	0	0	0	0	0	0	0%
<b>Non-Graduated Students Who Obtained Training Related Employment</b>	0	0	0	0	0	0	0	0	0	0	0	0	0	0%
<b>Employment Rate with Non-Graduated Employed Students</b>	<b>50%</b>	<b>0%</b>	<b>0%</b>	<b>100%</b>	<b>0%</b>	<b>0%</b>	<b>100%</b>	<b>0%</b>	<b>0%</b>	<b>67%</b>	<b>0%</b>	<b>0%</b>		<b>71%</b>

### LICENSURE / CERTIFICATION EXAMINATION PASS RATES CHART

[illegible]

Licensure / Certification Examination Agency Rate:	<input type="text" value="0"/>	<input type="text" value="0"/>	<input type="text" value="0"/>	<input type="text" value="0"/>	<input type="text" value="0"/>	<input type="text" value="0"/>	<input type="text" value="0"/>	<input type="text" value="0"/>	<input type="text" value="0"/>	<input type="text" value="0"/>	<input type="text" value="0"/>	<input type="text" value="0"/>	<input type="text" value="0"/>	<input type="text" value="0"/>
<input type="button" value="Cancel"/>					<input type="text"/>	<input type="text"/>					<input type="button" value="Save"/>			



Log Off  
072472  
Timeout:  
44.4 minutes

Annual Report

## Programs

### School Info

DMS

[HELP ?](#)

Annual Report: **2021**

School Number: **072472**

School Name: **North-West College**

Type: **Branch** Annual Report Status: **Submitted**

Address1: **3799 E. Burnett St.**

City: **Long Beach**State: **CA**

Zip: **90815**

## GRADUATION AND EMPLOYMENT CHART

**You must SAVE the G&E form to calculate totals**

Cancel

☒ Complete

Save

Approved Program Title:
-------------------------

Medical Assistant

Program Code:

124

Credential:

	Diploma
--	---------

Report Date:

7/2021

Program Length in Months: 

9

Beginning Date:

3/2019

End Date:

2/2020




Is this chart for a satellite location? ☐ Yes ☒ No 

☐ Yes ☒ No

Is this chart for a program offered 100% via Distance Education? ☐ Yes ☒ No [?](#)

☐ Yes ☒ No

## REPORTING PERIOD

Class Start Date (eg 01/19):	03/19	04/19	05/19	06/19	07/19	08/19	09/19	10/19	11/19	12/19	01/20	02/20	Total	%
Number Started:	11	13	20	16	25	22	25	14	11	7	35	12	211	
Transfers to Another Program/Cohort:	0	2	1	0	1	0	1	0	0	0	0	1	6	3%
Transfers from Another Program/Cohort:	0	0	0	0	0	0	0	0	0	0	0	0	0	0%
<b>Total Starts (+/- Transfers):</b>	<b>11</b>	<b>11</b>	<b>19</b>	<b>16</b>	<b>24</b>	<b>22</b>	<b>24</b>	<b>14</b>	<b>11</b>	<b>7</b>	<b>35</b>	<b>11</b>	<b>205</b>	
Unavailable for Graduation: 	0	0	0	0	0	0	0	0	0	0	0	0	0	0%
<b>Students Available For Graduation:</b>	<b>11</b>	<b>11</b>	<b>19</b>	<b>16</b>	<b>24</b>	<b>22</b>	<b>24</b>	<b>14</b>	<b>11</b>	<b>7</b>	<b>35</b>	<b>11</b>	<b>205</b>	<b>100%</b>
Withdrawn/Terminated Students:	3	5	4	4	8	6	9	6	4	2	9	3	63	31%
<b>Graduates within 150% Program Length:</b>	<b>8</b>	<b>6</b>	<b>15</b>	<b>12</b>	<b>16</b>	<b>16</b>	<b>15</b>	<b>8</b>	<b>7</b>	<b>5</b>	<b>26</b>	<b>8</b>	<b>142</b>	<b>69%</b>
<b>GRADUATION RATE</b>	<b>73%</b>	<b>55%</b>	<b>79%</b>	<b>75%</b>	<b>67%</b>	<b>73%</b>	<b>63%</b>	<b>57%</b>	<b>64%</b>	<b>71%</b>	<b>74%</b>	<b>73%</b>		<b>69%</b>
Graduates - Further Education: 	0	0	0	0	0	0	0	0	0	0	0	0	0	0%
Graduates - Unavailable for Employment: 	0	0	0	0	0	0	0	0	0	0	0	0	0	0%
Graduates - Available for Employment:	8	6	15	12	16	16	15	8	7	5	26	8	142	100%
Graduates - Employed in Field:	8	5	10	11	14	10	11	7	6	3	18	6	109	77%
<b>EMPLOYMENT RATE</b>	<b>100%</b>	<b>83%</b>	<b>67%</b>	<b>92%</b>	<b>88%</b>	<b>63%</b>	<b>73%</b>	<b>88%</b>	<b>86%</b>	<b>60%</b>	<b>69%</b>	<b>75%</b>		<b>77%</b>
Graduates - Unrelated Occupation:	0	0	0	0	0	0	0	0	0	0	0	0	0	0%
Graduates - Unemployed:	0	1	5	1	2	6	4	1	1	2	8	2	33	23%
Graduates - Unknown:	0	0	0	0	0	0	0	0	0	0	0	0	0	0%
<b>Non-Graduated Students Who Obtained Training Related Employment</b>	0	0	0	0	0	0	0	0	0	0	0	0	0	0%
<b>Employment Rate with Non-Graduated Employed Students</b>	<b>100%</b>	<b>83%</b>	<b>67%</b>	<b>92%</b>	<b>88%</b>	<b>63%</b>	<b>73%</b>	<b>88%</b>	<b>86%</b>	<b>60%</b>	<b>69%</b>	<b>75%</b>		<b>77%</b>

## LICENSURE / CERTIFICATION EXAMINATION PASS RATES CHART

[illegible]

Licensure / Certification Examination Agency Rate:	0	0	0	0	0	0	0	0	0	0	0	0	0
<div>Cancel</div>											<div>Save</div>		