





Log Off
072473
Timeout:
29.8 minutes

- Annual Report
- Programs
- School Info
- DMS
- HELP ?

Annual Report: **2018** School Number: **072473** School Name: **North-West College** Annual Report Status: **Submitted**

Address1: **1840 E. 17th Street** City: **Santa Ana** State: **CA** Zip: **92705**

Cancel	<input checked="" type="checkbox"/> Complete	Save	
PROGRAM ENROLLMENT SUMMARY			
ACCSC Approved Program Title:	Diagnostic Medical Sonographer		
Program Code:	164		
Credential:	Diploma		
Date Approved by ACCSC:	01/09/2014		
Program Approval Type:			
Program Length in Months:	18 ?		
Approved Clock Hours:	1840	Total Tuition:	39466.00 ?
Approved Credit Hours:	64.5	Additional Expenses:	504.00
Credit Hour Type	Semester	Average starting salary for graduates:	30720.00 ?
<input checked="" type="checkbox"/> An externship is offered as a part of the program.			
Externship clock hours:	648		
Externship credit hours	14		
LICENSURE/CERTIFICATION EXAMINATION ADMINISTERING AGENCY			
Licensure or Certification Examination is required for Employment <input type="radio"/> Yes <input checked="" type="radio"/> No			
ENROLLMENT DATA			
Do students take any portion of the program via Distance Education <input type="radio"/> Yes <input checked="" type="radio"/> No			
Number of Students enrolled as of 7/1/17		35	
Total number of additional student enrollments between 7/1/17 and 6/30/18		31	
Total Students:		66	
Satellite Location Enrollment <input type="radio"/> Yes <input checked="" type="radio"/> No ?			
Graduated Between 7/1/17 and 6/30/18 ?			
i. Employed in field:	6		
ii. Employed in unrelated field:	0		
iii. Further Ed: 4 year college:	0		
iv. Further Ed: 2 year college:	0		
v. Further Ed: Trade school:	0		
vi. Further Ed: Other Training:	0		
vii. Unemployed:	18		
viii. Unknown:	0		
ix. Incarcerated:	0		
x. Military:	0		
xi. Death:	0		

xii. Medical:	0		
xiii. International:	0		
Total Graduated:	24		
Withdrew or Terminated Between 7/1/17 and 6/30/18 			
i. Employed in field:	0		
ii. Employed in unrelated field:	0		
iii. Incarcerated:	0		
iv. Military Service:	0		
v. Death:	0		
vi. Medical:	0		
vii. International Student:	0		
viii. Financial/Family:	0		
ix. Moved from area:	1		
x. Personal Reasons:	2		
xi. Attendance:	1		
xii. Academic:	13		
xiii. Transfer within school:	3		
xiv. Other:	0		
xv. Unknown:	0		
Total Withdrew or Terminated:	20		
Total Number of Students Enrolled as of 6/30/18:	22		
For the following questions, please identify the characteristics for students enrolled as of 6/30/18 			
a. No HS Diploma/GED:	0	a. Under 25:	15
b. GED:	2	b. 25-34:	3
c. HS Diploma:	20	c. 35-44:	4
d. Post-Secondary:	0	d. 45-Over:	0
e. Associates:	0	Total by Age:	22
f. Baccalaureate:	0	a. White:	1
g. Post Baccalaureate:	0	b. Black or African American:	0
Total by Credential:	22	c. Hispanic/Latino:	16
a. Male:	1	d. Asian:	0
b. Female:	21	e. American Indian or Alaska Native:	0
Total by Gender:	22	f. Native Hawaiian or Other Pacific Islander:	0
		g. Two or more races:	5
		h. Race and Ethnicity unknown:	0
		Total by Ethnicity:	22
Cancel		Save	



Log Off
072473
Timeout:
29.9 minutes

- Annual Report
- Programs
- School Info
- DMS
- HELP ?

Annual Report: **2018** School Number: **072473** School Name: **North-West College** Annual Report Status: **Submitted**
 Address1: **1840 E. 17th Street** City: **Santa Ana** State: **CA** Zip: **92705**

GRADUATION AND EMPLOYMENT CHART
 You must SAVE the G&E form to calculate totals

<input type="button" value="Cancel"/>	<input checked="" type="checkbox"/> Complete	<input type="button" value="Save"/>
Approved Program Title:	Diagnostic Medical Sonographer	
Program Code:	164	
Credential:	Diploma	
Report Date:	7/2018	Program Length in Months: 18
Beginning Date:	1/2015	End Date: 12/2015
Is this chart for a satellite location? <input type="radio"/> Yes <input checked="" type="radio"/> No		
Is this chart for a program offered 100% via Distance Education? <input type="radio"/> Yes <input checked="" type="radio"/> No		

REPORTING PERIOD														
Class Start Date (eg 01/15):	01/15	02/15	03/15	04/15	05/15	06/15	07/15	08/15	09/15	10/15	11/15	12/15	Total	%
Number Started:	0	0	10	0	0	4	0	7	0	0	11	0	32	
Transfers to Another Program:	0	0	0	0	0	0	0	0	0	0	0	0	0	0%
Transfers from Another Program:	0	0	0	0	0	0	0	0	0	0	0	0	0	0%
Total Starts (+/- Transfers):	0	0	10	0	0	4	0	7	0	0	11	0	32	
Unavailable for Graduation:	0	0	0	0	0	0	0	0	0	0	0	0	0	0%
Students Available For Graduation:	0	0	10	0	0	4	0	7	0	0	11	0	32	100%
Withdrawn/Terminated Students:	0	0	4	0	0	1	0	0	0	0	0	0	5	16%
Graduates within 150% Program Length:	0	0	6	0	0	3	0	7	0	0	11	0	27	84%
GRADUATION RATE	0%	0%	60%	0%	0%	75%	0%	100%	0%	0%	100%	0%		84%
Graduates - Further Education:	0	0	0	0	0	0	0	0	0	0	0	0	0	0%
Graduates - Unavailable for Employment:	0	0	0	0	0	0	0	1	0	0	1	0	2	7%
Graduates - Available for Employment:	0	0	6	0	0	3	0	6	0	0	10	0	25	93%
Graduates - Employed in Field:	0	0	2	0	0	2	0	3	0	0	5	0	12	48%
EMPLOYMENT RATE	0%	0%	33%	0%	0%	67%	0%	50%	0%	0%	50%	0%		48%
Graduates - Unrelated Occupation:	0	0	0	0	0	0	0	0	0	0	0	0	0	0%
Graduates - Unemployed:	0	0	4	0	0	1	0	3	0	0	5	0	13	52%
Graduates - Unknown:	0	0	0	0	0	0	0	0	0	0	0	0	0	0%
Non-Graduated Students Who Obtained Training Related Employment	0	0	0	0	0	0	0	0	0	0	0	0	0	0%
Employment Rate with Non-Graduated Employed Students	0%	0%	33%	0%	0%	67%	0%	50%	0%	0%	50%	0%		48%

LICENSURE / CERTIFICATION EXAMINATION PASS RATES CHART

Licensure / Certification Name:	01/15	02/15	03/15	04/15	05/15	06/15	07/15	08/15	09/15	10/15	11/15	12/15	Total	%
1. Class Start Date:	01/15	02/15	03/15	04/15	05/15	06/15	07/15	08/15	09/15	10/15	11/15	12/15		
2. Number of Graduates:	0	0	6	0	0	3	0	7	0	0	11	0	27	
3. # of Graduates Taking Exam:	0	0	0	0	0	0	0	0	0	0	0	0	0	
4. # of Graduates Passing Exam:	0	0	0	0	0	0	0	0	0	0	0	0	0	
5. Percentage of Grads Passing Exam:	0	0	0	0	0	0	0	0	0	0	0	0	0	Avg.
Licensure / Certification Examination Agency Rate:	0	0	0	0	0	0	0	0	0	0	0	0	0	0

<input type="button" value="Cancel"/>		<input type="button" value="Save"/>
---------------------------------------	--	-------------------------------------



Log Off
072473
Timeout:
29.9 minutes

- Annual Report
- Programs
- School Info
- DMS
- HELP ?

Annual Report: **2018** School Number: **072473** School Name: **North-West College** Annual Report Status: **Submitted**

Address1: **1840 E. 17th Street** City: **Santa Ana** State: **CA** Zip: **92705**

Cancel	<input checked="" type="checkbox"/> Complete	Save
PROGRAM ENROLLMENT SUMMARY		
ACCSC Approved Program Title:	Massage Therapy	
Program Code:	310	
Credential:	Diploma	
Date Approved by ACCSC:	03/20/2015	
Program Approval Type:		
Program Length in Months:	9 ?	
Approved Clock Hours:	772	Total Tuition: 15674.00 ?
Approved Credit Hours:	29.5	Additional Expenses: 321.00
Credit Hour Type	Semester	Average starting salary for graduates: 26880.00 ?
<input type="checkbox"/> An externship is offered as a part of the program.		
Externship clock hours:	0	
Externship credit hours	0	
LICENSURE/CERTIFICATION EXAMINATION ADMINISTERING AGENCY		
Licensure or Certification Examination is required for Employment <input type="radio"/> Yes <input checked="" type="radio"/> No		
ENROLLMENT DATA		
Do students take any portion of the program via Distance Education <input type="radio"/> Yes <input checked="" type="radio"/> No		
Number of Students enrolled as of 7/1/17	<input type="text" value="1"/>	
Total number of additional student enrollments between 7/1/17 and 6/30/18	<input type="text" value="0"/>	
Total Students:	1	
Satellite Location Enrollment <input type="radio"/> Yes <input checked="" type="radio"/> No ?		
Graduated Between 7/1/17 and 6/30/18 ?		
i. Employed in field:	<input type="text" value="1"/>	
ii. Employed in unrelated field:	<input type="text" value="0"/>	
iii. Further Ed: 4 year college:	<input type="text" value="0"/>	
iv. Further Ed: 2 year college:	<input type="text" value="0"/>	
v. Further Ed: Trade school:	<input type="text" value="0"/>	
vi. Further Ed: Other Training:	<input type="text" value="0"/>	
vii. Unemployed:	<input type="text" value="0"/>	
viii. Unknown:	<input type="text" value="0"/>	
ix. Incarcerated:	<input type="text" value="0"/>	
x. Military:	<input type="text" value="0"/>	
xi. Death:	<input type="text" value="0"/>	

xii. Medical:	0		
xiii. International:	0		
Total Graduated:	1		

Withdrew or Terminated Between 7/1/17 and 6/30/18 

i. Employed in field:	0		
ii. Employed in unrelated field:	0		
iii. Incarcerated:	0		
iv. Military Service:	0		
v. Death:	0		
vi. Medical:	0		
vii. International Student:	0		
viii. Financial/Family:	0		
ix. Moved from area:	0		
x. Personal Reasons:	0		
xi. Attendance:	0		
xii. Academic:	0		
xiii. Transfer within school:	0		
xiv. Other:	0		
xv. Unknown:	0		
Total Withdrew or Terminated:	0		
Total Number of Students Enrolled as of 6/30/18:	0		

For the following questions, please identify the characteristics for students enrolled as of 6/30/18 

a. No HS Diploma/GED:	0	a. Under 25:	0
b. GED:	0	b. 25-34:	0
c. HS Diploma:	0	c. 35-44:	0
d. Post-Secondary:	0	d. 45-Over:	0
e. Associates:	0	Total by Age:	0
f. Baccalaureate:	0	a. White:	0
g. Post Baccalaureate:	0	b. Black or African American:	0
Total by Credential:	0	c. Hispanic/Latino:	0
a. Male:	0	d. Asian:	0
b. Female:	0	e. American Indian or Alaska Native:	0
Total by Gender:	0	f. Native Hawaiian or Other Pacific Islander:	0
		g. Two or more races:	0
		h. Race and Ethnicity unknown:	0
		Total by Ethnicity:	0

Cancel		Save
---------------	--	-------------



Log Off
072473
Timeout:
29.9 minutes

- Annual Report
- Programs
- School Info
- DMS
- HELP ?

Annual Report: **2018** School Number: **072473** School Name: **North-West College** Annual Report Status: **Submitted**
 Address1: **1840 E. 17th Street** City: **Santa Ana** State: **CA** Zip: **92705**

GRADUATION AND EMPLOYMENT CHART
 You must SAVE the G&E form to calculate totals

<input type="button" value="Cancel"/>	<input checked="" type="checkbox"/> Complete	<input type="button" value="Save"/>
Approved Program Title:	Massage Therapy	
Program Code:	310	
Credential:	Diploma	
Report Date:	7/2018	Program Length in Months: <input type="text" value="9"/>
Beginning Date:	3/2016	End Date: 2/2017
Is this chart for a satellite location? <input type="radio"/> Yes <input checked="" type="radio"/> No		
Is this chart for a program offered 100% via Distance Education? <input type="radio"/> Yes <input checked="" type="radio"/> No		

REPORTING PERIOD														
Class Start Date (eg 01/15):	03/16	04/16	05/16	06/16	07/16	08/16	09/16	10/16	11/16	12/16	01/17	02/17	Total	%
Number Started:	0	1	3	0	0	0	0	0	0	1	0	0	5	
Transfers to Another Program:	0	0	0	0	0	0	0	0	0	0	0	0	0	0%
Transfers from Another Program:	0	0	0	0	0	0	0	0	0	0	0	0	0	0%
Total Starts (+/- Transfers):	0	1	3	0	0	0	0	0	0	1	0	0	5	
Unavailable for Graduation:	0	0	0	0	0	0	0	0	0	0	0	0	0	0%
Students Available For Graduation:	0	1	3	0	0	0	0	0	0	1	0	0	5	100%
Withdrawn/Terminated Students:	0	1	2	0	0	0	0	0	0	1	0	0	4	80%
Graduates within 150% Program Length:	0	0	1	0	0	0	0	0	0	0	0	0	1	20%
GRADUATION RATE	0%	0%	33%	0%	0%	0%	0%	0%	0%	0%	0%	0%		20%
Graduates - Further Education:	0	0	0	0	0	0	0	0	0	0	0	0	0	0%
Graduates - Unavailable for Employment:	0	0	0	0	0	0	0	0	0	0	0	0	0	0%
Graduates - Available for Employment:	0	0	1	0	0	0	0	0	0	0	0	0	1	100%
Graduates - Employed in Field:	0	0	1	0	0	0	0	0	0	0	0	0	1	100%
EMPLOYMENT RATE	0%	0%	100%	0%	0%	0%	0%	0%	0%	0%	0%	0%		100%
Graduates - Unrelated Occupation:	0	0	0	0	0	0	0	0	0	0	0	0	0	0%
Graduates - Unemployed:	0	0	0	0	0	0	0	0	0	0	0	0	0	0%
Graduates - Unknown:	0	0	0	0	0	0	0	0	0	0	0	0	0	0%
Non-Graduated Students Who Obtained Training Related Employment	0	0	0	0	0	0	0	0	0	0	0	0	0	0%
Employment Rate with Non-Graduated Employed Students	0%	0%	100%	0%	0%	0%	0%	0%	0%	0%	0%	0%		100%

LICENSURE / CERTIFICATION EXAMINATION PASS RATES CHART

Licensure / Certification Name:	03/16	04/16	05/16	06/16	07/16	08/16	09/16	10/16	11/16	12/16	01/17	02/17		
1. Class Start Date:	03/16	04/16	05/16	06/16	07/16	08/16	09/16	10/16	11/16	12/16	01/17	02/17		
2. Number of Graduates:	0	0	1	0	0	0	0	0	0	0	0	0	1	
3. # of Graduates Taking Exam:	0	0	0	0	0	0	0	0	0	0	0	0	0	
4. # of Graduates Passing Exam:	0	0	0	0	0	0	0	0	0	0	0	0	0	
5. Percentage of Grads Passing Exam:	0	0	0	0	0	0	0	0	0	0	0	0	0	Avg.
Licensure / Certification Examination Agency Rate:	0	0	0	0	0	0	0	0	0	0	0	0	0	0

<input type="button" value="Cancel"/>		<input type="button" value="Save"/>
---------------------------------------	--	-------------------------------------





Log Off
072473
Timeout:
29.9 minutes

- Annual Report
- Programs
- School Info
- DMS
- HELP ?

Annual Report: **2018** School Number: **072473** School Name: **North-West College** Annual Report Status: **Submitted**
 Address1: **1840 E. 17th Street** City: **Santa Ana** State: **CA** Zip: **92705**

<input type="button" value="Cancel"/>	<input checked="" type="checkbox"/> Complete	<input type="button" value="Save"/>
PROGRAM ENROLLMENT SUMMARY		
ACCSC Approved Program Title:	Medical Administrative Assistant	
Program Code:	126	
Credential:	Diploma	
Date Approved by ACCSC:	01/09/2014	
Program Approval Type:		
Program Length in Months:	9	
Approved Clock Hours:	756	Total Tuition: 15466.00
Approved Credit Hours:	27.5	Additional Expenses: 529.00
Credit Hour Type	Semester	Average starting salary for graduates: 25920.00
<input checked="" type="checkbox"/> An externship is offered as a part of the program.		
Externship clock hours:	180	
Externship credit hours	4	
LICENSURE/CERTIFICATION EXAMINATION ADMINISTERING AGENCY		
Licensure or Certification Examination is required for Employment <input type="radio"/> Yes <input checked="" type="radio"/> No		
ENROLLMENT DATA		
Do students take any portion of the program via Distance Education <input type="radio"/> Yes <input checked="" type="radio"/> No		
Number of Students enrolled as of 7/1/17	<input type="text" value="0"/>	
Total number of additional student enrollments between 7/1/17 and 6/30/18	<input type="text" value="0"/>	
Total Students:	0	
Satellite Location Enrollment <input type="radio"/> Yes <input checked="" type="radio"/> No		
Graduated Between 7/1/17 and 6/30/18		
i. Employed in field:	<input type="text" value="0"/>	
ii. Employed in unrelated field:	<input type="text" value="0"/>	
iii. Further Ed: 4 year college:	<input type="text" value="0"/>	
iv. Further Ed: 2 year college:	<input type="text" value="0"/>	
v. Further Ed: Trade school:	<input type="text" value="0"/>	
vi. Further Ed: Other Training:	<input type="text" value="0"/>	
vii. Unemployed:	<input type="text" value="0"/>	
viii. Unknown:	<input type="text" value="0"/>	
ix. Incarcerated:	<input type="text" value="0"/>	
x. Military:	<input type="text" value="0"/>	
xi. Death:	<input type="text" value="0"/>	

xii. Medical:	0		
xiii. International:	0		
Total Graduated:	0		
Withdrew or Terminated Between 7/1/17 and 6/30/18 			
i. Employed in field:	0		
ii. Employed in unrelated field:	0		
iii. Incarcerated:	0		
iv. Military Service:	0		
v. Death:	0		
vi. Medical:	0		
vii. International Student:	0		
viii. Financial/Family:	0		
ix. Moved from area:	0		
x. Personal Reasons:	0		
xi. Attendance:	0		
xii. Academic:	0		
xiii. Transfer within school:	0		
xiv. Other:	0		
xv. Unknown:	0		
Total Withdrew or Terminated:	0		
Total Number of Students Enrolled as of 6/30/18:	0		
For the following questions, please identify the characteristics for students enrolled as of 6/30/18 			
a. No HS Diploma/GED:	0	a. Under 25:	0
b. GED:	0	b. 25-34:	0
c. HS Diploma:	0	c. 35-44:	0
d. Post-Secondary:	0	d. 45-Over:	0
e. Associates:	0	Total by Age:	0
f. Baccalaureate:	0	a. White:	0
g. Post Baccalaureate:	0	b. Black or African American:	0
Total by Credential:	0	c. Hispanic/Latino:	0
a. Male:	0	d. Asian:	0
b. Female:	0	e. American Indian or Alaska Native:	0
Total by Gender:	0	f. Native Hawaiian or Other Pacific Islander:	0
		g. Two or more races:	0
		h. Race and Ethnicity unknown:	0
		Total by Ethnicity:	0
Cancel		Save	



Log Off
072473
Timeout:
29.9 minutes

- Annual Report
- Programs
- School Info
- DMS
- HELP ?

Annual Report: **2018** School Number: **072473** School Name: **North-West College** Annual Report Status: **Submitted**
 Address1: **1840 E. 17th Street** City: **Santa Ana** State: **CA** Zip: **92705**

GRADUATION AND EMPLOYMENT CHART
 You must SAVE the G&E form to calculate totals

Cancel	<input checked="" type="checkbox"/> Complete		Save
Approved Program Title:	Medical Administrative Assistant		
Program Code:	126		
Credential:	Diploma		
Report Date:	7/2018	Program Length in Months:	9
Beginning Date:	3/2016	End Date:	2/2017
Is this chart for a satellite location? <input type="radio"/> Yes <input checked="" type="radio"/> No			
Is this chart for a program offered 100% via Distance Education? <input type="radio"/> Yes <input checked="" type="radio"/> No			

REPORTING PERIOD														
Class Start Date (eg 01/15):	03/16	04/16	05/16	06/16	07/16	08/16	09/16	10/16	11/16	12/16	01/17	02/17	Total	%
Number Started:	0	0	1	0	0	0	0	0	0	0	1	0	2	
Transfers to Another Program:	0	0	0	0	0	0	0	0	0	0	1	0	1	50%
Transfers from Another Program:	0	0	0	0	0	0	0	0	0	0	0	0	0	0%
Total Starts (+/- Transfers):	0	0	1	0	0	0	0	0	0	0	0	0	1	
Unavailable for Graduation:	0	0	0	0	0	0	0	0	0	0	0	0	0	0%
Students Available For Graduation:	0	0	1	0	0	0	0	0	0	0	0	0	1	100%
Withdrawn/Terminated Students:	0	0	1	0	0	0	0	0	0	0	0	0	1	100%
Graduates within 150% Program Length:	0	0	0	0	0	0	0	0	0	0	0	0	0	0%
GRADUATION RATE	0%	0%	0%	0%	0%	0%	0%	0%	0%	0%	0%	0%		0%
Graduates - Further Education:	0	0	0	0	0	0	0	0	0	0	0	0	0	0%
Graduates - Unavailable for Employment:	0	0	0	0	0	0	0	0	0	0	0	0	0	0%
Graduates - Available for Employment:	0	0	0	0	0	0	0	0	0	0	0	0	0	0%
Graduates - Employed in Field:	0	0	0	0	0	0	0	0	0	0	0	0	0	0%
EMPLOYMENT RATE	0%	0%	0%	0%	0%	0%	0%	0%	0%	0%	0%	0%		0%
Graduates - Unrelated Occupation:	0	0	0	0	0	0	0	0	0	0	0	0	0	0%
Graduates - Unemployed:	0	0	0	0	0	0	0	0	0	0	0	0	0	0%
Graduates - Unknown:	0	0	0	0	0	0	0	0	0	0	0	0	0	0%
Non-Graduated Students Who Obtained Training Related Employment	0	0	0	0	0	0	0	0	0	0	0	0	0	0%
Employment Rate with Non-Graduated Employed Students	0%	0%	0%	0%	0%	0%	0%	0%	0%	0%	0%	0%		0%

LICENSURE / CERTIFICATION EXAMINATION PASS RATES CHART

Licensure / Certification Name:	03/16	04/16	05/16	06/16	07/16	08/16	09/16	10/16	11/16	12/16	01/17	02/17		
1. Class Start Date:	0	0	0	0	0	0	0	0	0	0	0	0	0	
2. Number of Graduates:	0	0	0	0	0	0	0	0	0	0	0	0	0	
3. # of Graduates Taking Exam:	0	0	0	0	0	0	0	0	0	0	0	0	0	
4. # of Graduates Passing Exam:	0	0	0	0	0	0	0	0	0	0	0	0	0	
5. Percentage of Grads Passing Exam:	0	0	0	0	0	0	0	0	0	0	0	0	0	Avg.
Licensure / Certification Examination Agency Rate:	0	0	0	0	0	0	0	0	0	0	0	0	0	0

Cancel	<input checked="" type="checkbox"/> Complete		Save
---------------	--	--	-------------



Log Off
072473
Timeout:
29.9 minutes

- Annual Report
- Programs
- School Info
- DMS
- HELP ?

Annual Report: **2018** School Number: **072473** School Name: **North-West College** Annual Report Status: **Submitted**
 Address1: **1840 E. 17th Street** City: **Santa Ana** State: **CA** Zip: **92705**

Cancel	<input checked="" type="checkbox"/> Complete	Save	
PROGRAM ENROLLMENT SUMMARY			
ACCSC Approved Program Title:	Medical Assistant		
Program Code:	124		
Credential:	Diploma		
Date Approved by ACCSC:	01/09/2014		
Program Approval Type:			
Program Length in Months:	9		
Approved Clock Hours:	756	Total Tuition:	15493.00
Approved Credit Hours:	26	Additional Expenses:	502.00
Credit Hour Type	Semester	Average starting salary for graduates:	24960.00
<input checked="" type="checkbox"/> An externship is offered as a part of the program.			
Externship clock hours:	180		
Externship credit hours	4		
LICENSURE/CERTIFICATION EXAMINATION ADMINISTERING AGENCY			
Licensure or Certification Examination is required for Employment <input type="radio"/> Yes <input checked="" type="radio"/> No			
ENROLLMENT DATA			
Do students take any portion of the program via Distance Education <input type="radio"/> Yes <input checked="" type="radio"/> No			
Number of Students enrolled as of 7/1/17		64	
Total number of additional student enrollments between 7/1/17 and 6/30/18		86	
Total Students:		150	
Satellite Location Enrollment <input type="radio"/> Yes <input checked="" type="radio"/> No			
Graduated Between 7/1/17 and 6/30/18 			
i. Employed in field:	37		
ii. Employed in unrelated field:	0		
iii. Further Ed: 4 year college:	0		
iv. Further Ed: 2 year college:	0		
v. Further Ed: Trade school:	0		
vi. Further Ed: Other Training:	0		
vii. Unemployed:	20		
viii. Unknown:	0		
ix. Incarcerated:	0		
x. Military:	0		
xi. Death:	0		

xii. Medical:	0		
xiii. International:	0		
Total Graduated:	57		

Withdrew or Terminated Between 7/1/17 and 6/30/18 

i. Employed in field:	0		
ii. Employed in unrelated field:	0		
iii. Incarcerated:	0		
iv. Military Service:	0		
v. Death:	0		
vi. Medical:	0		
vii. International Student:	0		
viii. Financial/Family:	1		
ix. Moved from area:	0		
x. Personal Reasons:	7		
xi. Attendance:	20		
xii. Academic:	2		
xiii. Transfer within school:	3		
xiv. Other:	1		
xv. Unknown:	0		
Total Withdrew or Terminated:	34		
Total Number of Students Enrolled as of 6/30/18:	59		

For the following questions, please identify the characteristics for students enrolled as of 6/30/18 

a. No HS Diploma/GED:	1	a. Under 25:	47
b. GED:	0	b. 25-34:	10
c. HS Diploma:	58	c. 35-44:	1
d. Post-Secondary:	0	d. 45-Over:	1
e. Associates:	0	Total by Age:	59
f. Baccalaureate:	0	a. White:	0
g. Post Baccalaureate:	0	b. Black or African American:	0
Total by Credential:	59	c. Hispanic/Latino:	51
a. Male:	3	d. Asian:	0
b. Female:	56	e. American Indian or Alaska Native:	0
Total by Gender:	59	f. Native Hawaiian or Other Pacific Islander:	0
		g. Two or more races:	8
		h. Race and Ethnicity unknown:	0
		Total by Ethnicity:	59

Cancel		Save
---------------	--	-------------



Log Off
072473
Timeout:
29.9 minutes

- Annual Report
- Programs
- School Info
- DMS
- HELP ?

Annual Report: **2018** School Number: **072473** School Name: **North-West College** Annual Report Status: **Submitted**
 Address1: **1840 E. 17th Street** City: **Santa Ana** State: **CA** Zip: **92705**

GRADUATION AND EMPLOYMENT CHART
 You must SAVE the G&E form to calculate totals

<input type="button" value="Cancel"/>	<input checked="" type="checkbox"/> Complete	<input type="button" value="Save"/>
Approved Program Title:	Medical Assistant	
Program Code:	124	
Credential:	Diploma	
Report Date:	7/2018	Program Length in Months: <input type="text" value="9"/>
Beginning Date:	3/2016	End Date: 2/2017
Is this chart for a satellite location? <input type="radio"/> Yes <input checked="" type="radio"/> No		
Is this chart for a program offered 100% via Distance Education? <input type="radio"/> Yes <input checked="" type="radio"/> No		

REPORTING PERIOD														
Class Start Date (eg 01/15):	03/16	04/16	05/16	06/16	07/16	08/16	09/16	10/16	11/16	12/16	01/17	02/17	Total	%
Number Started:	8	5	13	9	9	11	9	7	2	1	10	5	89	
Transfers to Another Program:	0	0	0	0	0	0	0	1	0	0	0	0	1	1%
Transfers from Another Program:	0	0	0	0	0	0	0	0	0	0	0	0	0	0%
Total Starts (+/- Transfers):	8	5	13	9	9	11	9	6	2	1	10	5	88	
Unavailable for Graduation:	0	0	0	0	0	0	0	0	0	0	0	0	0	0%
Students Available For Graduation:	8	5	13	9	9	11	9	6	2	1	10	5	88	100%
Withdrawn/Terminated Students:	1	5	3	1	1	3	2	2	1	0	6	1	26	30%
Graduates within 150% Program Length:	7	0	10	8	8	8	7	4	1	1	4	4	62	70%
GRADUATION RATE	88%	0%	77%	89%	89%	73%	78%	67%	50%	100%	40%	80%		70%
Graduates - Further Education:	0	0	0	0	0	0	0	0	0	0	0	0	0	0%
Graduates - Unavailable for Employment:	0	0	0	0	0	0	0	0	0	0	0	0	0	0%
Graduates - Available for Employment:	7	0	10	8	8	8	7	4	1	1	4	4	62	100%
Graduates - Employed in Field:	5	0	6	7	7	3	6	3	0	1	3	4	45	73%
EMPLOYMENT RATE	71%	0%	60%	88%	88%	38%	86%	75%	0%	100%	75%	100%		73%
Graduates - Unrelated Occupation:	0	0	0	0	0	0	0	0	0	0	0	0	0	0%
Graduates - Unemployed:	2	0	4	1	1	5	1	1	1	0	1	0	17	27%
Graduates - Unknown:	0	0	0	0	0	0	0	0	0	0	0	0	0	0%
Non-Graduated Students Who Obtained Training Related Employment	0	0	0	0	0	0	0	0	0	0	0	0	0	0%
Employment Rate with Non-Graduated Employed Students	71%	0%	60%	88%	88%	38%	86%	75%	0%	100%	75%	100%		73%

LICENSURE / CERTIFICATION EXAMINATION PASS RATES CHART

Licensure / Certification Name:	03/16	04/16	05/16	06/16	07/16	08/16	09/16	10/16	11/16	12/16	01/17	02/17	Total	%
1. Class Start Date:	7	0	10	8	8	8	7	4	1	1	4	4	62	
2. Number of Graduates:	7	0	10	8	8	8	7	4	1	1	4	4	62	
3. # of Graduates Taking Exam:	0	0	0	0	0	0	0	0	0	0	0	0	0	
4. # of Graduates Passing Exam:	0	0	0	0	0	0	0	0	0	0	0	0	0	
5. Percentage of Grads Passing Exam:	0	0	0	0	0	0	0	0	0	0	0	0	0	Avg.
Licensure / Certification Examination Agency Rate:	0	0	0	0	0	0	0	0	0	0	0	0	0	0

<input type="button" value="Cancel"/>		<input type="button" value="Save"/>
---------------------------------------	--	-------------------------------------





Log Off
072473
Timeout:
29.9 minutes

- Annual Report
- Programs
- School Info
- DMS
- HELP ?

Annual Report: **2018** School Number: **072473** School Name: **North-West College** Annual Report Status: **Submitted**
 Address1: **1840 E. 17th Street** City: **Santa Ana** State: **CA** Zip: **92705**

<input type="button" value="Cancel"/>	<input checked="" type="checkbox"/> Complete		<input type="button" value="Save"/>
PROGRAM ENROLLMENT SUMMARY			
ACCSC Approved Program Title:	Medical Insurance Biller and Coder		
Program Code:	128		
Credential:	Diploma		
Date Approved by ACCSC:	01/09/2014		
Program Approval Type:			
Program Length in Months:	9		
Approved Clock Hours:	756	Total Tuition:	15354.00
Approved Credit Hours:	27.5	Additional Expenses:	641.00
Credit Hour Type	Semester	Average starting salary for graduates:	25960.00
<input checked="" type="checkbox"/> An externship is offered as a part of the program.			
Externship clock hours:	180		
Externship credit hours	4		
LICENSURE/CERTIFICATION EXAMINATION ADMINISTERING AGENCY			
Licensure or Certification Examination is required for Employment <input type="radio"/> Yes <input checked="" type="radio"/> No			
ENROLLMENT DATA			
Do students take any portion of the program via Distance Education <input type="radio"/> Yes <input checked="" type="radio"/> No			
Number of Students enrolled as of 7/1/17		13	
Total number of additional student enrollments between 7/1/17 and 6/30/18		33	
Total Students:		46	
Satellite Location Enrollment <input type="radio"/> Yes <input checked="" type="radio"/> No			
Graduated Between 7/1/17 and 6/30/18			
i. Employed in field:	14		
ii. Employed in unrelated field:	0		
iii. Further Ed: 4 year college:	0		
iv. Further Ed: 2 year college:	0		
v. Further Ed: Trade school:	0		
vi. Further Ed: Other Training:	0		
vii. Unemployed:	5		
viii. Unknown:	0		
ix. Incarcerated:	0		
x. Military:	0		
xi. Death:	0		

xii. Medical:	0		
xiii. International:	0		
Total Graduated:	19		
Withdrew or Terminated Between 7/1/17 and 6/30/18 			
i. Employed in field:	0		
ii. Employed in unrelated field:	0		
iii. Incarcerated:	0		
iv. Military Service:	0		
v. Death:	0		
vi. Medical:	0		
vii. International Student:	0		
viii. Financial/Family:	0		
ix. Moved from area:	2		
x. Personal Reasons:	0		
xi. Attendance:	6		
xii. Academic:	0		
xiii. Transfer within school:	2		
xiv. Other:	0		
xv. Unknown:	0		
Total Withdrew or Terminated:	10		
Total Number of Students Enrolled as of 6/30/18:	17		
For the following questions, please identify the characteristics for students enrolled as of 6/30/18 			
a. No HS Diploma/GED:	2	a. Under 25:	9
b. GED:	2	b. 25-34:	4
c. HS Diploma:	13	c. 35-44:	2
d. Post-Secondary:	0	d. 45-Over:	2
e. Associates:	0	Total by Age:	17
f. Baccalaureate:	0	a. White:	2
g. Post Baccalaureate:	0	b. Black or African American:	0
Total by Credential:	17	c. Hispanic/Latino:	13
a. Male:	2	d. Asian:	0
b. Female:	15	e. American Indian or Alaska Native:	0
Total by Gender:	17	f. Native Hawaiian or Other Pacific Islander:	0
		g. Two or more races:	2
		h. Race and Ethnicity unknown:	0
		Total by Ethnicity:	17
Cancel		Save	



Log Off
072473
Timeout:
29.9 minutes

- Annual Report
- Programs
- School Info
- DMS
- HELP ?

Annual Report: **2018** School Number: **072473** School Name: **North-West College** Annual Report Status: **Submitted**
 Address1: **1840 E. 17th Street** City: **Santa Ana** State: **CA** Zip: **92705**

GRADUATION AND EMPLOYMENT CHART
 You must SAVE the G&E form to calculate totals

<input type="button" value="Cancel"/>	<input checked="" type="checkbox"/> Complete	<input type="button" value="Save"/>
Approved Program Title:	Medical Insurance Biller and Coder	
Program Code:	128	
Credential:	Diploma	
Report Date:	7/2018	Program Length in Months: <input type="text" value="9"/>
Beginning Date:	3/2016	End Date: 2/2017
Is this chart for a satellite location? <input type="radio"/> Yes <input checked="" type="radio"/> No		
Is this chart for a program offered 100% via Distance Education? <input type="radio"/> Yes <input checked="" type="radio"/> No		

REPORTING PERIOD															Total	%
Class Start Date (eg 01/15):	03/16	04/16	05/16	06/16	07/16	08/16	09/16	10/16	11/16	12/16	01/17	02/17				
Number Started:	5	3	1	2	5	0	0	2	1	0	2	3	24			
Transfers to Another Program:	0	0	0	0	0	0	0	0	0	0	0	0	0	0%		
Transfers from Another Program:	0	0	0	0	0	0	0	0	0	0	0	0	0	0%		
Total Starts (+/- Transfers):	5	3	1	2	5	0	0	2	1	0	2	3	24			
Unavailable for Graduation:	0	0	0	0	0	0	0	0	0	0	0	0	0	0%		
Students Available For Graduation:	5	3	1	2	5	0	0	2	1	0	2	3	24	100%		
Withdrawn/Terminated Students:	2	0	0	0	0	0	0	0	0	0	1	2	5	21%		
Graduates within 150% Program Length:	3	3	1	2	5	0	0	2	1	0	1	1	19	79%		
GRADUATION RATE	60%	100%	100%	100%	100%	0%	0%	100%	100%	0%	50%	33%		79%		
Graduates - Further Education:	0	0	0	0	0	0	0	0	0	0	0	0	0	0%		
Graduates - Unavailable for Employment:	0	0	0	0	0	0	0	0	0	0	0	0	0	0%		
Graduates - Available for Employment:	3	3	1	2	5	0	0	2	1	0	1	1	19	100%		
Graduates - Employed in Field:	3	2	0	2	3	0	0	1	1	0	1	1	14	74%		
EMPLOYMENT RATE	100%	67%	0%	100%	60%	0%	0%	50%	100%	0%	100%	100%		74%		
Graduates - Unrelated Occupation:	0	0	0	0	0	0	0	0	0	0	0	0	0	0%		
Graduates - Unemployed:	0	1	1	0	2	0	0	1	0	0	0	0	5	26%		
Graduates - Unknown:	0	0	0	0	0	0	0	0	0	0	0	0	0	0%		
Non-Graduated Students Who Obtained Training Related Employment	0	0	0	0	0	0	0	0	0	0	0	0	0	0%		
Employment Rate with Non-Graduated Employed Students	100%	67%	0%	100%	60%	0%	0%	50%	100%	0%	100%	100%		74%		

LICENSURE / CERTIFICATION EXAMINATION PASS RATES CHART

Licensure / Certification Name:	03/16	04/16	05/16	06/16	07/16	08/16	09/16	10/16	11/16	12/16	01/17	02/17		
1. Class Start Date:	3	3	1	2	5	0	0	2	1	0	1	1	19	
2. Number of Graduates:	3	3	1	2	5	0	0	2	1	0	1	1	19	
3. # of Graduates Taking Exam:	0	0	0	0	0	0	0	0	0	0	0	0	0	
4. # of Graduates Passing Exam:	0	0	0	0	0	0	0	0	0	0	0	0	0	
5. Percentage of Grads Passing Exam:	0	0	0	0	0	0	0	0	0	0	0	0	0	Avg.
Licensure / Certification Examination Agency Rate:	0	0	0	0	0	0	0	0	0	0	0	0	0	0

<input type="button" value="Cancel"/>		<input type="button" value="Save"/>
---------------------------------------	--	-------------------------------------



Log Off
072473
Timeout:
29.9 minutes

- Annual Report
- Programs
- School Info
- DMS
- HELP ?

Annual Report: **2018** School Number: **072473** School Name: **North-West College** Annual Report Status: **Submitted**
 Address1: **1840 E. 17th Street** City: **Santa Ana** State: **CA** Zip: **92705**

<input type="button" value="Cancel"/>	<input checked="" type="checkbox"/> Complete	<input type="button" value="Save"/>
PROGRAM ENROLLMENT SUMMARY		
ACCSC Approved Program Title:	Pharmacy Technician	
Program Code:	146	
Credential:	Diploma	
Date Approved by ACCSC:	01/09/2014	
Program Approval Type:		
Program Length in Months:	9	
Approved Clock Hours:	768	Total Tuition: 15650.00
Approved Credit Hours:	25.5	Additional Expenses: 345.00
Credit Hour Type	Semester	Average starting salary for graduates: 27840.00
<input checked="" type="checkbox"/> An externship is offered as a part of the program.		
Externship clock hours:	280	
Externship credit hours	6	
LICENSURE/CERTIFICATION EXAMINATION ADMINISTERING AGENCY		
Licensure or Certification Examination is required for Employment <input type="radio"/> Yes <input checked="" type="radio"/> No		
ENROLLMENT DATA		
Do students take any portion of the program via Distance Education <input type="radio"/> Yes <input checked="" type="radio"/> No		
Number of Students enrolled as of 7/1/17	<input type="text" value="8"/>	
Total number of additional student enrollments between 7/1/17 and 6/30/18	<input type="text" value="15"/>	
Total Students:	23	
Satellite Location Enrollment <input type="radio"/> Yes <input checked="" type="radio"/> No		
Graduated Between 7/1/17 and 6/30/18		
i. Employed in field:	<input type="text" value="6"/>	
ii. Employed in unrelated field:	<input type="text" value="0"/>	
iii. Further Ed: 4 year college:	<input type="text" value="0"/>	
iv. Further Ed: 2 year college:	<input type="text" value="0"/>	
v. Further Ed: Trade school:	<input type="text" value="0"/>	
vi. Further Ed: Other Training:	<input type="text" value="0"/>	
vii. Unemployed:	<input type="text" value="3"/>	
viii. Unknown:	<input type="text" value="0"/>	
ix. Incarcerated:	<input type="text" value="0"/>	
x. Military:	<input type="text" value="0"/>	
xi. Death:	<input type="text" value="0"/>	

xii. Medical:	0		
xiii. International:	0		
Total Graduated:	9		

Withdrew or Terminated Between 7/1/17 and 6/30/18 

i. Employed in field:	0		
ii. Employed in unrelated field:	0		
iii. Incarcerated:	0		
iv. Military Service:	0		
v. Death:	0		
vi. Medical:	0		
vii. International Student:	0		
viii. Financial/Family:	0		
ix. Moved from area:	0		
x. Personal Reasons:	1		
xi. Attendance:	2		
xii. Academic:	0		
xiii. Transfer within school:	0		
xiv. Other:	0		
xv. Unknown:	0		
Total Withdrew or Terminated:	3		
Total Number of Students Enrolled as of 6/30/18:	11		

For the following questions, please identify the characteristics for students enrolled as of 6/30/18 

a. No HS Diploma/GED:	0	a. Under 25:	9
b. GED:	0	b. 25-34:	1
c. HS Diploma:	11	c. 35-44:	0
d. Post-Secondary:	0	d. 45-Over:	1
e. Associates:	0	Total by Age:	11
f. Baccalaureate:	0	a. White:	1
g. Post Baccalaureate:	0	b. Black or African American:	1
Total by Credential:	11	c. Hispanic/Latino:	6
a. Male:	2	d. Asian:	0
b. Female:	9	e. American Indian or Alaska Native:	0
Total by Gender:	11	f. Native Hawaiian or Other Pacific Islander:	3
		g. Two or more races:	0
		h. Race and Ethnicity unknown:	0
		Total by Ethnicity:	11

Cancel		Save
---------------	--	-------------



Log Off
072473
Timeout:
29.9 minutes

- Annual Report
- Programs
- School Info
- DMS
- HELP ?

Annual Report: **2018** School Number: **072473** School Name: **North-West College** Annual Report Status: **Submitted**
 Address1: **1840 E. 17th Street** City: **Santa Ana** State: **CA** Zip: **92705**

GRADUATION AND EMPLOYMENT CHART
 You must SAVE the G&E form to calculate totals

<input type="button" value="Cancel"/>	<input checked="" type="checkbox"/> Complete		<input type="button" value="Save"/>	
Approved Program Title:	Pharmacy Technician			
Program Code:	146			
Credential:	Diploma			
Report Date:	7/2018	Program Length in Months:	9	
Beginning Date:	3/2016	End Date:	2/2017	

Is this chart for a satellite location? Yes No

Is this chart for a program offered 100% via Distance Education? Yes No

REPORTING PERIOD

Class Start Date (eg 01/15):	03/16	04/16	05/16	06/16	07/16	08/16	09/16	10/16	11/16	12/16	01/17	02/17	Total	%
Number Started:	2	1	1	1	0	3	1	3	2	2	3	3	22	
Transfers to Another Program:	0	0	1	0	0	0	0	0	0	0	1	0	2	9%
Transfers from Another Program:	0	0	0	0	0	0	0	0	0	0	0	0	0	0%
Total Starts (+/- Transfers):	2	1	0	1	0	3	1	3	2	2	2	3	20	
Unavailable for Graduation:	0	0	0	0	0	0	0	0	0	0	0	0	0	0%
Students Available For Graduation:	2	1	0	1	0	3	1	3	2	2	2	3	20	100%
Withdrawn/Terminated Students:	0	1	0	1	0	1	0	3	0	1	1	3	11	55%
Graduates within 150% Program Length:	2	0	0	0	0	2	1	0	2	1	1	0	9	45%
GRADUATION RATE	100%	0%	0%	0%	0%	67%	100%	0%	100%	50%	50%	0%		45%
Graduates - Further Education:	0	0	0	0	0	0	0	0	0	0	0	0	0	0%
Graduates - Unavailable for Employment:	0	0	0	0	0	0	0	0	0	0	0	0	0	0%
Graduates - Available for Employment:	2	0	0	0	0	2	1	0	2	1	1	0	9	100%
Graduates - Employed in Field:	2	0	0	0	0	1	1	0	2	1	1	0	8	89%
EMPLOYMENT RATE	100%	0%	0%	0%	0%	50%	100%	0%	100%	100%	100%	0%		89%
Graduates - Unrelated Occupation:	0	0	0	0	0	0	0	0	0	0	0	0	0	0%
Graduates - Unemployed:	0	0	0	0	0	1	0	0	0	0	0	0	1	11%
Graduates - Unknown:	0	0	0	0	0	0	0	0	0	0	0	0	0	0%
Non-Graduated Students Who Obtained Training Related Employment	0	0	0	0	0	0	0	0	0	0	0	0	0	0%
Employment Rate with Non-Graduated Employed Students	100%	0%	0%	0%	0%	50%	100%	0%	100%	100%	100%	0%		89%

LICENSURE / CERTIFICATION EXAMINATION PASS RATES CHART

Licensure / Certification Name:	03/16	04/16	05/16	06/16	07/16	08/16	09/16	10/16	11/16	12/16	01/17	02/17		
1. Class Start Date:	2	0	0	0	0	2	1	0	2	1	1	0	9	
2. Number of Graduates:	0	0	0	0	0	0	0	0	0	0	0	0	0	
3. # of Graduates Taking Exam:	0	0	0	0	0	0	0	0	0	0	0	0	0	
4. # of Graduates Passing Exam:	0	0	0	0	0	0	0	0	0	0	0	0	0	
5. Percentage of Grads Passing Exam:	0	0	0	0	0	0	0	0	0	0	0	0	0	Avg.
Licensure / Certification Examination Agency Rate:	0	0	0	0	0	0	0	0	0	0	0	0	0	0

<input type="button" value="Cancel"/>	<input type="button" value="Save"/>	
---------------------------------------	-------------------------------------	--



Log Off
072473
Timeout:
29.9 minutes

- Annual Report
- Programs
- School Info
- DMS
- HELP ?

Annual Report: **2018** School Number: **072473** School Name: **North-West College** Annual Report Status: **Submitted**

Address1: **1840 E. 17th Street** City: **Santa Ana** State: **CA** Zip: **92705**

Cancel	<input checked="" type="checkbox"/> Complete	Save	
PROGRAM ENROLLMENT SUMMARY			
ACCSC Approved Program Title:	Surgical Technology		
Program Code:	166		
Credential:	Diploma		
Date Approved by ACCSC:	06/24/2014		
Program Approval Type:			
Program Length in Months:	15 ?		
Approved Clock Hours:	1565	Total Tuition:	31258.00 ?
Approved Credit Hours:	52	Additional Expenses:	642.00
Credit Hour Type	Semester	Average starting salary for graduates:	30720.00 ?
<input checked="" type="checkbox"/> An externship is offered as a part of the program.			
Externship clock hours:	680		
Externship credit hours	15		
LICENSURE/CERTIFICATION EXAMINATION ADMINISTERING AGENCY			
Licensure or Certification Examination is required for Employment <input type="radio"/> Yes <input checked="" type="radio"/> No			
ENROLLMENT DATA			
Do students take any portion of the program via Distance Education <input type="radio"/> Yes <input checked="" type="radio"/> No			
Number of Students enrolled as of 7/1/17		14	
Total number of additional student enrollments between 7/1/17 and 6/30/18		13	
Total Students:		27	
Satellite Location Enrollment <input type="radio"/> Yes <input checked="" type="radio"/> No ?			
Graduated Between 7/1/17 and 6/30/18 ?			
i. Employed in field:	2		
ii. Employed in unrelated field:	0		
iii. Further Ed: 4 year college:	0		
iv. Further Ed: 2 year college:	0		
v. Further Ed: Trade school:	0		
vi. Further Ed: Other Training:	0		
vii. Unemployed:	4		
viii. Unknown:	0		
ix. Incarcerated:	0		
x. Military:	0		
xi. Death:	0		

xii. Medical:	0		
xiii. International:	0		
Total Graduated:	6		

Withdrew or Terminated Between 7/1/17 and 6/30/18 

i. Employed in field:	0		
ii. Employed in unrelated field:	0		
iii. Incarcerated:	0		
iv. Military Service:	0		
v. Death:	0		
vi. Medical:	0		
vii. International Student:	0		
viii. Financial/Family:	0		
ix. Moved from area:	0		
x. Personal Reasons:	0		
xi. Attendance:	2		
xii. Academic:	3		
xiii. Transfer within school:	0		
xiv. Other:	0		
xv. Unknown:	0		
Total Withdrew or Terminated:	5		
Total Number of Students Enrolled as of 6/30/18:	16		

For the following questions, please identify the characteristics for students enrolled as of 6/30/18 

a. No HS Diploma/GED:	0	a. Under 25:	10
b. GED:	0	b. 25-34:	4
c. HS Diploma:	16	c. 35-44:	1
d. Post-Secondary:	0	d. 45-Over:	1
e. Associates:	0	Total by Age:	16
f. Baccalaureate:	0	a. White:	0
g. Post Baccalaureate:	0	b. Black or African American:	1
Total by Credential:	16	c. Hispanic/Latino:	11
a. Male:	4	d. Asian:	0
b. Female:	12	e. American Indian or Alaska Native:	0
Total by Gender:	16	f. Native Hawaiian or Other Pacific Islander:	0
		g. Two or more races:	4
		h. Race and Ethnicity unknown:	0
		Total by Ethnicity:	16

Cancel		Save
---------------	--	-------------



Log Off
072473
Timeout:
29.9 minutes

- Annual Report
- Programs
- School Info
- DMS
- HELP ?

Annual Report: **2018** School Number: **072473** School Name: **North-West College** Annual Report Status: **Submitted**
 Address1: **1840 E. 17th Street** City: **Santa Ana** State: **CA** Zip: **92705**

GRADUATION AND EMPLOYMENT CHART
 You must SAVE the G&E form to calculate totals

<input type="button" value="Cancel"/>	<input checked="" type="checkbox"/> Complete		<input type="button" value="Save"/>
Approved Program Title:	Surgical Technology		
Program Code:	166		
Credential:	Diploma		
Report Date:	7/2018	Program Length in Months:	15
Beginning Date:	6/2015	End Date:	5/2016
Is this chart for a satellite location? <input type="radio"/> Yes <input checked="" type="radio"/> No			
Is this chart for a program offered 100% via Distance Education? <input type="radio"/> Yes <input checked="" type="radio"/> No			

REPORTING PERIOD														
Class Start Date (eg 01/15):	06/15	07/15	08/15	09/15	10/15	11/15	12/15	01/16	02/16	03/16	04/16	05/16	Total	%
Number Started:	6	0	0	0	0	0	0	5	0	0	0	6	17	
Transfers to Another Program:	0	0	0	0	0	0	0	0	0	0	0	0	0	0%
Transfers from Another Program:	0	0	0	0	0	0	0	0	0	0	0	0	0	0%
Total Starts (+/- Transfers):	6	0	0	0	0	0	0	5	0	0	0	6	17	
Unavailable for Graduation:	0	0	0	0	0	0	0	0	0	0	0	0	0	0%
Students Available For Graduation:	6	0	0	0	0	0	0	5	0	0	0	6	17	100%
Withdrawn/Terminated Students:	1	0	0	0	0	0	0	3	0	0	0	3	7	41%
Graduates within 150% Program Length:	5	0	0	0	0	0	0	2	0	0	0	3	10	59%
GRADUATION RATE	83%	0%	0%	0%	0%	0%	0%	40%	0%	0%	0%	50%		59%
Graduates - Further Education:	0	0	0	0	0	0	0	0	0	0	0	0	0	0%
Graduates - Unavailable for Employment:	0	0	0	0	0	0	0	0	0	0	0	0	0	0%
Graduates - Available for Employment:	5	0	0	0	0	0	0	2	0	0	0	3	10	100%
Graduates - Employed in Field:	3	0	0	0	0	0	0	2	0	0	0	2	7	70%
EMPLOYMENT RATE	60%	0%	0%	0%	0%	0%	0%	100%	0%	0%	0%	67%		70%
Graduates - Unrelated Occupation:	0	0	0	0	0	0	0	0	0	0	0	0	0	0%
Graduates - Unemployed:	2	0	0	0	0	0	0	0	0	0	0	1	3	30%
Graduates - Unknown:	0	0	0	0	0	0	0	0	0	0	0	0	0	0%
Non-Graduated Students Who Obtained Training Related Employment	0	0	0	0	0	0	0	0	0	0	0	0	0	0%
Employment Rate with Non-Graduated Employed Students	60%	0%	0%	0%	0%	0%	0%	100%	0%	0%	0%	67%		70%

LICENSURE / CERTIFICATION EXAMINATION PASS RATES CHART

Licensure / Certification Name:	06/15	07/15	08/15	09/15	10/15	11/15	12/15	01/16	02/16	03/16	04/16	05/16		
1. Class Start Date:	06/15	07/15	08/15	09/15	10/15	11/15	12/15	01/16	02/16	03/16	04/16	05/16		
2. Number of Graduates:	5	0	0	0	0	0	0	2	0	0	0	3	10	
3. # of Graduates Taking Exam:	0	0	0	0	0	0	0	0	0	0	0	0	0	
4. # of Graduates Passing Exam:	0	0	0	0	0	0	0	0	0	0	0	0	0	
5. Percentage of Grads Passing Exam:	0	0	0	0	0	0	0	0	0	0	0	0	0	Avg.
Licensure / Certification Examination Agency Rate:	0	0	0	0	0	0	0	0	0	0	0	0	0	0

<input type="button" value="Cancel"/>	<input type="button" value="Save"/>
---------------------------------------	-------------------------------------



Log Off
072473
Timeout:
29.9 minutes

Annual Report

Programs

School Info

DMS

HELP ?

Annual Report: **2018**

School Number: **072473**

School Name: **North-West College**

Annual Report Status: **Submitted**

Address1: **1840 E. 17th Street**

City: **Santa Ana**

State: **CA**

Zip: **92705**

<input type="button" value="Cancel"/>	<input checked="" type="checkbox"/> Complete	<input type="button" value="Save"/>
---------------------------------------	--	-------------------------------------

PROGRAM ENROLLMENT SUMMARY

ACCSC Approved Program Title:	Vocational Nurse		
Program Code:	1715		
Credential:	Diploma		
Date Approved by ACCSC:	01/09/2014		
Program Approval Type:			
Program Length in Months:	15		
Approved Clock Hours:	1701	Total Tuition:	33147.00
Approved Credit Hours:	0	Additional Expenses:	753.00
Credit Hour Type		Average starting salary for graduates:	36480.00
<input checked="" type="checkbox"/> An externship is offered as a part of the program.			
Externship clock hours:	960		
Externship credit hours	0		

LICENSURE/CERTIFICATION EXAMINATION ADMINISTERING AGENCY

Licensure or Certification Examination is required for Employment Yes No

Name:

Address:

City: State: Zip:

Phone: Website:

ENROLLMENT DATA

Do students take any portion of the program via Distance Education Yes No

Number of Students enrolled as of 7/1/17

Total number of additional student enrollments between 7/1/17 and 6/30/18

Total Students: **0**

Satellite Location Enrollment Yes No

Graduated Between 7/1/17 and 6/30/18

i. Employed in field:	<input type="text" value="0"/>		
ii. Employed in unrelated field:	<input type="text" value="0"/>		
iii. Further Ed: 4 year college:	<input type="text" value="0"/>		
iv. Further Ed: 2 year college:	<input type="text" value="0"/>		
v. Further Ed: Trade school:	<input type="text" value="0"/>		
vi. Further Ed: Other Training:	<input type="text" value="0"/>		
vii. Unemployed:	<input type="text" value="0"/>		
viii. Unknown:	<input type="text" value="0"/>		
ix. Incarcerated:	<input type="text" value="0"/>		
x. Military:	<input type="text" value="0"/>		

xi. Death:	0		
xii. Medical:	0		
xiii. International:	0		
Total Graduated:	0		

Withdrew or Terminated Between 7/1/17 and 6/30/18 

i. Employed in field:	0		
ii. Employed in unrelated field:	0		
iii. Incarcerated:	0		
iv. Military Service:	0		
v. Death:	0		
vi. Medical:	0		
vii. International Student:	0		
viii. Financial/Family:	0		
ix. Moved from area:	0		
x. Personal Reasons:	0		
xi. Attendance:	0		
xii. Academic:	0		
xiii. Transfer within school:	0		
xiv. Other:	0		
xv. Unknown:	0		
Total Withdrew or Terminated:	0		
Total Number of Students Enrolled as of 6/30/18:	0		

For the following questions, please identify the characteristics for students enrolled as of 6/30/18 

a. No HS Diploma/GED:	0	a. Under 25:	0
b. GED:	0	b. 25-34:	0
c. HS Diploma:	0	c. 35-44:	0
d. Post-Secondary:	0	d. 45-Over:	0
e. Associates:	0	Total by Age:	0
f. Baccalaureate:	0	a. White:	0
g. Post Baccalaureate:	0	b. Black or African American:	0
Total by Credential:	0	c. Hispanic/Latino:	0
a. Male:	0	d. Asian:	0
b. Female:	0	e. American Indian or Alaska Native:	0
Total by Gender:	0	f. Native Hawaiian or Other Pacific Islander:	0
		g. Two or more races:	0
		h. Race and Ethnicity unknown:	0
		Total by Ethnicity:	0

Cancel			Save
---------------	--	--	-------------



Log Off
072473
Timeout:
29.9 minutes

- Annual Report
- Programs
- School Info
- DMS
- HELP ?

Annual Report: **2018** School Number: **072473** School Name: **North-West College** Annual Report Status: **Submitted**
 Address1: **1840 E. 17th Street** City: **Santa Ana** State: **CA** Zip: **92705**

GRADUATION AND EMPLOYMENT CHART
 You must SAVE the G&E form to calculate totals

<input type="button" value="Cancel"/>	<input checked="" type="checkbox"/> Complete		<input type="button" value="Save"/>	
Approved Program Title:	Vocational Nurse			
Program Code:	1715			
Credential:	Diploma			
Report Date:	7/2018	Program Length in Months:	15	
Beginning Date:	6/2015	End Date:	5/2016	
Is this chart for a satellite location? <input type="radio"/> Yes <input checked="" type="radio"/> No				
Is this chart for a program offered 100% via Distance Education? <input type="radio"/> Yes <input checked="" type="radio"/> No				

REPORTING PERIOD

Class Start Date (eg 01/15):	06/15	07/15	08/15	09/15	10/15	11/15	12/15	01/16	02/16	03/16	04/16	05/16	Total	%
Number Started:	0	0	0	0	0	0	0	0	0	0	0	0	0	0
Transfers to Another Program:	0	0	0	0	0	0	0	0	0	0	0	0	0	0%
Transfers from Another Program:	0	0	0	0	0	0	0	0	0	0	0	0	0	0%
Total Starts (+/- Transfers):	0	0	0	0	0	0	0	0	0	0	0	0	0	0%
Unavailable for Graduation:	0	0	0	0	0	0	0	0	0	0	0	0	0	0%
Students Available For Graduation:	0	0	0	0	0	0	0	0	0	0	0	0	0	0%
Withdrawn/Terminated Students:	0	0	0	0	0	0	0	0	0	0	0	0	0	0%
Graduates within 150% Program Length:	0	0	0	0	0	0	0	0	0	0	0	0	0	0%
GRADUATION RATE	0%	0%	0%	0%	0%	0%	0%	0%	0%	0%	0%	0%	0%	0%
Graduates - Further Education:	0	0	0	0	0	0	0	0	0	0	0	0	0	0%
Graduates - Unavailable for Employment:	0	0	0	0	0	0	0	0	0	0	0	0	0	0%
Graduates - Available for Employment:	0	0	0	0	0	0	0	0	0	0	0	0	0	0%
Graduates - Employed in Field:	0	0	0	0	0	0	0	0	0	0	0	0	0	0%
EMPLOYMENT RATE	0%	0%	0%	0%	0%	0%	0%	0%	0%	0%	0%	0%	0%	0%
Graduates - Unrelated Occupation:	0	0	0	0	0	0	0	0	0	0	0	0	0	0%
Graduates - Unemployed:	0	0	0	0	0	0	0	0	0	0	0	0	0	0%
Graduates - Unknown:	0	0	0	0	0	0	0	0	0	0	0	0	0	0%
Non-Graduated Students Who Obtained Training Related Employment	0	0	0	0	0	0	0	0	0	0	0	0	0	0%
Employment Rate with Non-Graduated Employed Students	0%	0%	0%	0%	0%	0%	0%	0%	0%	0%	0%	0%	0%	0%

LICENSURE / CERTIFICATION EXAMINATION PASS RATES CHART

Licensure / Certification Name:	BVNPT													
1. Class Start Date:	06/15	07/15	08/15	09/15	10/15	11/15	12/15	01/16	02/16	03/16	04/16	05/16		
2. Number of Graduates:	0	0	0	0	0	0	0	0	0	0	0	0	0	0
3. # of Graduates Taking Exam:	0	0	0	0	0	0	0	0	0	0	0	0	0	0
4. # of Graduates Passing Exam:	0	0	0	0	0	0	0	0	0	0	0	0	0	0
5. Percentage of Grads Passing Exam:	0	0	0	0	0	0	0	0	0	0	0	0	0	Avg.
Licensure / Certification Examination Agency Rate:	0	0	0	0	0	0	0	0	0	0	0	0	0	0

<input type="button" value="Cancel"/>	<input type="button" value="Save"/>	
---------------------------------------	-------------------------------------	--