



Log Off  
072472  
Timeout:  
29.9 minutes

- Annual Report
- Programs
- School Info
- DMS
- HELP ?

Annual Report: **2018** School Number: **072472** School Name: **North-West College** Annual Report Status: **Submitted**  
 Address1: **3791 E. Burnett St.** City: **Long Beach** State: **CA** Zip: **90815**

<b>Cancel</b>	<input checked="" type="checkbox"/> Complete	<b>Save</b>	
<b>PROGRAM ENROLLMENT SUMMARY</b>			
ACCSC Approved Program Title:	Diagnostic Medical Sonographer		
Program Code:	164		
Credential:	Diploma		
Date Approved by ACCSC:	01/09/2014		
Program Approval Type:			
Program Length in Months:	18		
Approved Clock Hours:	1840	Total Tuition:	39466.00
Approved Credit Hours:	64.5	Additional Expenses:	504.00
Credit Hour Type	Semester	Average starting salary for graduates:	30720.00
<input checked="" type="checkbox"/> An externship is offered as a part of the program.			
Externship clock hours:	648		
Externship credit hours	14		
<b>LICENSURE/CERTIFICATION EXAMINATION ADMINISTERING AGENCY</b>			
Licensure or Certification Examination is required for Employment <input type="radio"/> Yes <input checked="" type="radio"/> No			
<b>ENROLLMENT DATA</b>			
Do students take any portion of the program via Distance Education <input type="radio"/> Yes <input checked="" type="radio"/> No			
<b>Number of Students enrolled as of 7/1/17</b>		40	
<b>Total number of additional student enrollments between 7/1/17 and 6/30/18</b>		40	
<b>Total Students:</b>		<b>80</b>	
<b>Satellite Location Enrollment</b> <input type="radio"/> Yes <input checked="" type="radio"/> No			
<b>Graduated Between 7/1/17 and 6/30/18</b>			
i. Employed in field:	10		
ii. Employed in unrelated field:	0		
iii. Further Ed: 4 year college:	0		
iv. Further Ed: 2 year college:	0		
v. Further Ed: Trade school:	0		
vi. Further Ed: Other Training:	0		
vii. Unemployed:	19		
viii. Unknown:	0		
ix. Incarcerated:	0		
x. Military:	0		
xi. Death:	0		

xii. Medical:	0		
xiii. International:	0		
<b>Total Graduated:</b>	<b>29</b>		

**Withdrew or Terminated Between 7/1/17 and 6/30/18** 

i. Employed in field:	0		
ii. Employed in unrelated field:	0		
iii. Incarcerated:	0		
iv. Military Service:	0		
v. Death:	0		
vi. Medical:	0		
vii. International Student:	0		
viii. Financial/Family:	0		
ix. Moved from area:	0		
x. Personal Reasons:	2		
xi. Attendance:	4		
xii. Academic:	11		
xiii. Transfer within school:	2		
xiv. Other:	4		
xv. Unknown:	0		
<b>Total Withdrew or Terminated:</b>	<b>23</b>		
<b>Total Number of Students Enrolled as of 6/30/18:</b>	<b>28</b>		

**For the following questions, please identify the characteristics for students enrolled as of 6/30/18** 

a. No HS Diploma/GED:	0	a. Under 25:	17
b. GED:	1	b. 25-34:	11
c. HS Diploma:	27	c. 35-44:	0
d. Post-Secondary:	0	d. 45-Over:	0
e. Associates:	0	<b>Total by Age:</b>	<b>28</b>
f. Baccalaureate:	0	a. White:	1
g. Post Baccalaureate:	0	b. Black or African American:	2
<b>Total by Credential:</b>	<b>28</b>	c. Hispanic/Latino:	14
a. Male:	1	d. Asian:	4
b. Female:	27	e. American Indian or Alaska Native:	0
<b>Total by Gender:</b>	<b>28</b>	f. Native Hawaiian or Other Pacific Islander:	0
		g. Two or more races:	7
		h. Race and Ethnicity unknown:	0
		<b>Total by Ethnicity:</b>	<b>28</b>

<b>Cancel</b>		<b>Save</b>
---------------	--	-------------



Log Off  
072472  
Timeout:  
29.9 minutes

- Annual Report
- Programs
- School Info
- DMS
- HELP ?

Annual Report: **2018** School Number: **072472** School Name: **North-West College** Annual Report Status: **Submitted**  
 Address1: **3791 E. Burnett St.** City: **Long Beach** State: **CA** Zip: **90815**

**GRADUATION AND EMPLOYMENT CHART**  
 You must SAVE the G&E form to calculate totals

<input type="button" value="Cancel"/>	<input checked="" type="checkbox"/> Complete		<input type="button" value="Save"/>
Approved Program Title:	Diagnostic Medical Sonographer		
Program Code:	164		
Credential:	Diploma		
Report Date:	7/2018	Program Length in Months:	18
Beginning Date:	1/2015	End Date:	12/2015
Is this chart for a satellite location? <input type="radio"/> Yes <input checked="" type="radio"/> No			
Is this chart for a program offered 100% via Distance Education? <input type="radio"/> Yes <input checked="" type="radio"/> No			

REPORTING PERIOD														
Class Start Date (eg 01/15):	01/15	02/15	03/15	04/15	05/15	06/15	07/15	08/15	09/15	10/15	11/15	12/15	Total	%
Number Started:	0	0	6	0	0	5	0	16	0	0	8	0	35	
Transfers to Another Program:	0	0	0	0	0	0	0	0	0	0	0	0	0	0%
Transfers from Another Program:	0	0	0	0	0	0	0	0	0	0	0	0	0	0%
<b>Total Starts (+/- Transfers):</b>	<b>0</b>	<b>0</b>	<b>6</b>	<b>0</b>	<b>0</b>	<b>5</b>	<b>0</b>	<b>16</b>	<b>0</b>	<b>0</b>	<b>8</b>	<b>0</b>	<b>35</b>	
Unavailable for Graduation:	0	0	0	0	0	0	0	0	0	0	0	0	0	0%
<b>Students Available For Graduation:</b>	<b>0</b>	<b>0</b>	<b>6</b>	<b>0</b>	<b>0</b>	<b>5</b>	<b>0</b>	<b>16</b>	<b>0</b>	<b>0</b>	<b>8</b>	<b>0</b>	<b>35</b>	<b>100%</b>
Withdrawn/Terminated Students:	0	0	3	0	0	2	0	6	0	0	2	0	13	37%
<b>Graduates within 150% Program Length:</b>	<b>0</b>	<b>0</b>	<b>3</b>	<b>0</b>	<b>0</b>	<b>3</b>	<b>0</b>	<b>10</b>	<b>0</b>	<b>0</b>	<b>6</b>	<b>0</b>	<b>22</b>	<b>63%</b>
<b>GRADUATION RATE</b>	<b>0%</b>	<b>0%</b>	<b>50%</b>	<b>0%</b>	<b>0%</b>	<b>60%</b>	<b>0%</b>	<b>63%</b>	<b>0%</b>	<b>0%</b>	<b>75%</b>	<b>0%</b>		<b>63%</b>
Graduates - Further Education:	0	0	0	0	0	0	0	1	0	0	0	0	1	5%
Graduates - Unavailable for Employment:	0	0	0	0	0	0	0	0	0	0	0	0	0	0%
Graduates - Available for Employment:	0	0	3	0	0	3	0	9	0	0	6	0	21	95%
Graduates - Employed in Field:	0	0	2	0	0	2	0	7	0	0	5	0	16	76%
<b>EMPLOYMENT RATE</b>	<b>0%</b>	<b>0%</b>	<b>67%</b>	<b>0%</b>	<b>0%</b>	<b>67%</b>	<b>0%</b>	<b>78%</b>	<b>0%</b>	<b>0%</b>	<b>83%</b>	<b>0%</b>		<b>76%</b>
Graduates - Unrelated Occupation:	0	0	0	0	0	0	0	0	0	0	0	0	0	0%
Graduates - Unemployed:	0	0	1	0	0	1	0	2	0	0	1	0	5	24%
Graduates - Unknown:	0	0	0	0	0	0	0	0	0	0	0	0	0	0%
<b>Non-Graduated Students Who Obtained Training Related Employment</b>	<b>0</b>	<b>0</b>	<b>0</b>	<b>0</b>	<b>0</b>	<b>0</b>	<b>0</b>	<b>0</b>	<b>0</b>	<b>0</b>	<b>0</b>	<b>0</b>	<b>0</b>	<b>0%</b>
<b>Employment Rate with Non-Graduated Employed Students</b>	<b>0%</b>	<b>0%</b>	<b>67%</b>	<b>0%</b>	<b>0%</b>	<b>67%</b>	<b>0%</b>	<b>78%</b>	<b>0%</b>	<b>0%</b>	<b>83%</b>	<b>0%</b>		<b>76%</b>

**LICENSURE / CERTIFICATION EXAMINATION PASS RATES CHART**

Licensure / Certification Name:	01/15	02/15	03/15	04/15	05/15	06/15	07/15	08/15	09/15	10/15	11/15	12/15		
1. Class Start Date:	01/15	02/15	03/15	04/15	05/15	06/15	07/15	08/15	09/15	10/15	11/15	12/15		
2. Number of Graduates:	0	0	3	0	0	3	0	10	0	0	6	0	22	
3. # of Graduates Taking Exam:	0	0	0	0	0	0	0	0	0	0	0	0	0	
4. # of Graduates Passing Exam:	0	0	0	0	0	0	0	0	0	0	0	0	0	
<b>5. Percentage of Grads Passing Exam:</b>	<b>0</b>	<b>0</b>	<b>0</b>	<b>0</b>	<b>0</b>	<b>0</b>	<b>0</b>	<b>0</b>	<b>0</b>	<b>0</b>	<b>0</b>	<b>0</b>	<b>0</b>	Avg.
Licensure / Certification Examination Agency Rate:	0	0	0	0	0	0	0	0	0	0	0	0	0	0

<input type="button" value="Cancel"/>	<input type="button" value="Save"/>
---------------------------------------	-------------------------------------





Log Off  
072472  
Timeout:  
29.9 minutes

- Annual Report
- Programs
- School Info
- DMS
- HELP ?

Annual Report: **2018**      School Number: **072472**      School Name: **North-West College**      Annual Report Status: **Submitted**

Address1: **3791 E. Burnett St.**      City: **Long Beach**      State: **CA**      Zip: **90815**

<b>Cancel</b>	<input checked="" type="checkbox"/> Complete	<b>Save</b>
<b>PROGRAM ENROLLMENT SUMMARY</b>		
ACCSC Approved Program Title:	Medical Administrative Assistant	
Program Code:	126	
Credential:	Diploma	
Date Approved by ACCSC:	01/09/2014	
Program Approval Type:		
Program Length in Months:	9	
Approved Clock Hours:	756	Total Tuition: 15466.00
Approved Credit Hours:	27.5	Additional Expenses: 529.00
Credit Hour Type	Semester	Average starting salary for graduates: 25920.00
<input checked="" type="checkbox"/> An externship is offered as a part of the program.		
Externship clock hours:	180	
Externship credit hours	4	
<b>LICENSURE/CERTIFICATION EXAMINATION ADMINISTERING AGENCY</b>		
Licensure or Certification Examination is required for Employment <input type="radio"/> Yes <input checked="" type="radio"/> No		
<b>ENROLLMENT DATA</b>		
Do students take any portion of the program via Distance Education <input type="radio"/> Yes <input checked="" type="radio"/> No		
<b>Number of Students enrolled as of 7/1/17</b>	2	
<b>Total number of additional student enrollments between 7/1/17 and 6/30/18</b>	5	
<b>Total Students:</b>	<b>7</b>	
<b>Satellite Location Enrollment</b> <input type="radio"/> Yes <input checked="" type="radio"/> No		
<b>Graduated Between 7/1/17 and 6/30/18</b>		
i. Employed in field:	1	
ii. Employed in unrelated field:	0	
iii. Further Ed: 4 year college:	0	
iv. Further Ed: 2 year college:	0	
v. Further Ed: Trade school:	0	
vi. Further Ed: Other Training:	0	
vii. Unemployed:	1	
viii. Unknown:	0	
ix. Incarcerated:	0	
x. Military:	0	
xi. Death:	0	

xii. Medical:	0		
xiii. International:	0		
<b>Total Graduated:</b>	<b>2</b>		
<b>Withdrew or Terminated Between 7/1/17 and 6/30/18</b> 			
i. Employed in field:	0		
ii. Employed in unrelated field:	0		
iii. Incarcerated:	0		
iv. Military Service:	0		
v. Death:	0		
vi. Medical:	0		
vii. International Student:	0		
viii. Financial/Family:	0		
ix. Moved from area:	0		
x. Personal Reasons:	0		
xi. Attendance:	2		
xii. Academic:	0		
xiii. Transfer within school:	1		
xiv. Other:	0		
xv. Unknown:	0		
<b>Total Withdrew or Terminated:</b>	<b>3</b>		
<b>Total Number of Students Enrolled as of 6/30/18:</b>	<b>2</b>		
<b>For the following questions, please identify the characteristics for students enrolled as of 6/30/18</b> 			
a. No HS Diploma/GED:	0	a. Under 25:	1
b. GED:	0	b. 25-34:	1
c. HS Diploma:	2	c. 35-44:	0
d. Post-Secondary:	0	d. 45-Over:	0
e. Associates:	0	<b>Total by Age:</b>	<b>2</b>
f. Baccalaureate:	0	a. White:	0
g. Post Baccalaureate:	0	b. Black or African American:	0
<b>Total by Credential:</b>	<b>2</b>	c. Hispanic/Latino:	1
a. Male:	0	d. Asian:	0
b. Female:	2	e. American Indian or Alaska Native:	0
<b>Total by Gender:</b>	<b>2</b>	f. Native Hawaiian or Other Pacific Islander:	0
		g. Two or more races:	1
		h. Race and Ethnicity unknown:	0
		<b>Total by Ethnicity:</b>	<b>2</b>
<b>Cancel</b>		<b>Save</b>	



Log Off  
072472  
Timeout:  
29.9 minutes

- Annual Report
- Programs
- School Info
- DMS
- HELP ?

Annual Report: **2018** School Number: **072472** School Name: **North-West College** Annual Report Status: **Submitted**  
 Address1: **3791 E. Burnett St.** City: **Long Beach** State: **CA** Zip: **90815**

**GRADUATION AND EMPLOYMENT CHART**  
 You must SAVE the G&E form to calculate totals

<input type="button" value="Cancel"/>	<input checked="" type="checkbox"/> Complete		<input type="button" value="Save"/>
Approved Program Title:	Medical Administrative Assistant		
Program Code:	126		
Credential:	Diploma		
Report Date:	7/2018	Program Length in Months:	9
Beginning Date:	3/2016	End Date:	2/2017

Is this chart for a satellite location?  Yes  No

Is this chart for a program offered 100% via Distance Education?  Yes  No

**REPORTING PERIOD**

Class Start Date (eg 01/15):	03/16	04/16	05/16	06/16	07/16	08/16	09/16	10/16	11/16	12/16	01/17	02/17	Total	%
Number Started:	0	0	0	0	0	1	0	0	0	1	0	1	3	
Transfers to Another Program:	0	0	0	0	0	0	0	0	0	0	0	0	0	0%
Transfers from Another Program:	0	0	0	0	0	0	0	0	0	0	0	0	0	0%
<b>Total Starts (+/- Transfers):</b>	<b>0</b>	<b>0</b>	<b>0</b>	<b>0</b>	<b>0</b>	<b>1</b>	<b>0</b>	<b>0</b>	<b>0</b>	<b>1</b>	<b>0</b>	<b>1</b>	<b>3</b>	
Unavailable for Graduation:	0	0	0	0	0	0	0	0	0	0	0	0	0	0%
<b>Students Available For Graduation:</b>	<b>0</b>	<b>0</b>	<b>0</b>	<b>0</b>	<b>0</b>	<b>1</b>	<b>0</b>	<b>0</b>	<b>0</b>	<b>1</b>	<b>0</b>	<b>1</b>	<b>3</b>	<b>100%</b>
Withdrawn/Terminated Students:	0	0	0	0	0	1	0	0	0	1	0	0	2	67%
<b>Graduates within 150% Program Length:</b>	<b>0</b>	<b>0</b>	<b>0</b>	<b>0</b>	<b>0</b>	<b>0</b>	<b>0</b>	<b>0</b>	<b>0</b>	<b>0</b>	<b>0</b>	<b>1</b>	<b>1</b>	<b>33%</b>
<b>GRADUATION RATE</b>	<b>0%</b>	<b>0%</b>	<b>0%</b>	<b>0%</b>	<b>0%</b>	<b>0%</b>	<b>0%</b>	<b>0%</b>	<b>0%</b>	<b>0%</b>	<b>0%</b>	<b>100%</b>		<b>33%</b>
Graduates - Further Education:	0	0	0	0	0	0	0	0	0	0	0	0	0	0%
Graduates - Unavailable for Employment:	0	0	0	0	0	0	0	0	0	0	0	0	0	0%
Graduates - Available for Employment:	0	0	0	0	0	0	0	0	0	0	0	1	1	100%
Graduates - Employed in Field:	0	0	0	0	0	0	0	0	0	0	0	1	1	100%
<b>EMPLOYMENT RATE</b>	<b>0%</b>	<b>0%</b>	<b>0%</b>	<b>0%</b>	<b>0%</b>	<b>0%</b>	<b>0%</b>	<b>0%</b>	<b>0%</b>	<b>0%</b>	<b>0%</b>	<b>100%</b>		<b>100%</b>
Graduates - Unrelated Occupation:	0	0	0	0	0	0	0	0	0	0	0	0	0	0%
Graduates - Unemployed:	0	0	0	0	0	0	0	0	0	0	0	0	0	0%
Graduates - Unknown:	0	0	0	0	0	0	0	0	0	0	0	0	0	0%
<b>Non-Graduated Students Who Obtained Training Related Employment</b>	<b>0</b>	<b>0</b>	<b>0</b>	<b>0</b>	<b>0</b>	<b>0</b>	<b>0</b>	<b>0</b>	<b>0</b>	<b>0</b>	<b>0</b>	<b>0</b>	<b>0</b>	<b>0%</b>
<b>Employment Rate with Non-Graduated Employed Students</b>	<b>0%</b>	<b>0%</b>	<b>0%</b>	<b>0%</b>	<b>0%</b>	<b>0%</b>	<b>0%</b>	<b>0%</b>	<b>0%</b>	<b>0%</b>	<b>0%</b>	<b>100%</b>		<b>100%</b>

**LICENSURE / CERTIFICATION EXAMINATION PASS RATES CHART**

Licensure / Certification Name:	03/16	04/16	05/16	06/16	07/16	08/16	09/16	10/16	11/16	12/16	01/17	02/17		
1. Class Start Date:	03/16	04/16	05/16	06/16	07/16	08/16	09/16	10/16	11/16	12/16	01/17	02/17		
2. Number of Graduates:	0	0	0	0	0	0	0	0	0	0	0	1	1	
3. # of Graduates Taking Exam:	0	0	0	0	0	0	0	0	0	0	0	0	0	
4. # of Graduates Passing Exam:	0	0	0	0	0	0	0	0	0	0	0	0	0	
<b>5. Percentage of Grads Passing Exam:</b>	<b>0</b>	<b>0</b>	<b>0</b>	<b>0</b>	<b>0</b>	<b>0</b>	<b>0</b>	<b>0</b>	<b>0</b>	<b>0</b>	<b>0</b>	<b>0</b>	<b>0</b>	Avg.
Licensure / Certification Examination Agency Rate:	0	0	0	0	0	0	0	0	0	0	0	0	0	0

<input type="button" value="Cancel"/>	<input type="button" value="Save"/>
---------------------------------------	-------------------------------------



Log Off  
072472  
Timeout:  
29.9 minutes

- Annual Report
- Programs
- School Info
- DMS
- HELP ?

Annual Report: **2018** School Number: **072472** School Name: **North-West College** Annual Report Status: **Submitted**  
 Address: **3791 E. Burnett St.** City: **Long Beach** State: **CA** Zip: **90815**

<b>Cancel</b>	<input checked="" type="checkbox"/> Complete	<b>Save</b>
PROGRAM ENROLLMENT SUMMARY		
ACCSC Approved Program Title:	Medical Assistant	
Program Code:	124	
Credential:	Diploma	
Date Approved by ACCSC:	01/09/2014	
Program Approval Type:		
Program Length in Months:	9	
Approved Clock Hours:	756	Total Tuition: 15493.00
Approved Credit Hours:	26	Additional Expenses: 502.00
Credit Hour Type	Semester	Average starting salary for graduates: 24960.00
<input checked="" type="checkbox"/> An externship is offered as a part of the program.		
Externship clock hours:	180	
Externship credit hours	4	
LICENSURE/CERTIFICATION EXAMINATION ADMINISTERING AGENCY		
Licensure or Certification Examination is required for Employment	<input type="radio"/> Yes <input checked="" type="radio"/> No	
ENROLLMENT DATA		
Do students take any portion of the program via Distance Education	<input type="radio"/> Yes <input checked="" type="radio"/> No	
<b>Number of Students enrolled as of 7/1/17</b>	85	
<b>Total number of additional student enrollments between 7/1/17 and 6/30/18</b>	114	
<b>Total Students:</b>	<b>199</b>	
<b>Satellite Location Enrollment</b>	<input type="radio"/> Yes <input checked="" type="radio"/> No	
Graduated Between 7/1/17 and 6/30/18		
i. Employed in field:	56	
ii. Employed in unrelated field:	0	
iii. Further Ed: 4 year college:	0	
iv. Further Ed: 2 year college:	0	
v. Further Ed: Trade school:	0	
vi. Further Ed: Other Training:	0	
vii. Unemployed:	17	
viii. Unknown:	0	
ix. Incarcerated:	0	
x. Military:	0	
xi. Death:	0	

xii. Medical:	0		
xiii. International:	0		
<b>Total Graduated:</b>	<b>73</b>		

**Withdrew or Terminated Between 7/1/17 and 6/30/18** 

i. Employed in field:	0		
ii. Employed in unrelated field:	1		
iii. Incarcerated:	0		
iv. Military Service:	0		
v. Death:	0		
vi. Medical:	1		
vii. International Student:	0		
viii. Financial/Family:	0		
ix. Moved from area:	2		
x. Personal Reasons:	2		
xi. Attendance:	29		
xii. Academic:	2		
xiii. Transfer within school:	4		
xiv. Other:	1		
xv. Unknown:	0		
<b>Total Withdrew or Terminated:</b>	<b>42</b>		
<b>Total Number of Students Enrolled as of 6/30/18:</b>	<b>84</b>		

**For the following questions, please identify the characteristics for students enrolled as of 6/30/18** 

a. No HS Diploma/GED:	1	a. Under 25:	65
b. GED:	1	b. 25-34:	11
c. HS Diploma:	82	c. 35-44:	5
d. Post-Secondary:	0	d. 45-Over:	3
e. Associates:	0	<b>Total by Age:</b>	<b>84</b>
f. Baccalaureate:	0	a. White:	2
g. Post Baccalaureate:	0	b. Black or African American:	6
<b>Total by Credential:</b>	<b>84</b>	c. Hispanic/Latino:	58
a. Male:	6	d. Asian:	2
b. Female:	78	e. American Indian or Alaska Native:	1
<b>Total by Gender:</b>	<b>84</b>	f. Native Hawaiian or Other Pacific Islander:	0
		g. Two or more races:	13
		h. Race and Ethnicity unknown:	2
		<b>Total by Ethnicity:</b>	<b>84</b>

<b>Cancel</b>		<b>Save</b>
---------------	--	-------------





Log Off  
072472  
Timeout:  
29.9 minutes

- Annual Report
- Programs
- School Info
- DMS
- HELP ?

Annual Report: **2018** School Number: **072472** School Name: **North-West College** Annual Report Status: **Submitted**  
 Address1: **3791 E. Burnett St.** City: **Long Beach** State: **CA** Zip: **90815**

**GRADUATION AND EMPLOYMENT CHART**  
 You must SAVE the G&E form to calculate totals

<input type="button" value="Cancel"/>	<input checked="" type="checkbox"/> Complete		<input type="button" value="Save"/>
Approved Program Title:	Medical Assistant		
Program Code:	124		
Credential:	Diploma		
Report Date:	7/2018	Program Length in Months:	9
Beginning Date:	3/2016	End Date:	2/2017
Is this chart for a satellite location? <input type="radio"/> Yes <input checked="" type="radio"/> No			
Is this chart for a program offered 100% via Distance Education? <input type="radio"/> Yes <input checked="" type="radio"/> No			

**REPORTING PERIOD**

Class Start Date (eg 01/15):	03/16	04/16	05/16	06/16	07/16	08/16	09/16	10/16	11/16	12/16	01/17	02/17	Total	%
Number Started:	11	4	8	13	11	13	7	10	7	2	20	12	118	
Transfers to Another Program:	0	0	0	0	0	0	1	0	0	0	1	0	2	2%
Transfers from Another Program:	0	0	0	0	0	0	0	0	0	0	0	0	0	0%
<b>Total Starts (+/- Transfers):</b>	<b>11</b>	<b>4</b>	<b>8</b>	<b>13</b>	<b>11</b>	<b>13</b>	<b>6</b>	<b>10</b>	<b>7</b>	<b>2</b>	<b>19</b>	<b>12</b>	<b>116</b>	
Unavailable for Graduation:	0	0	0	0	0	0	0	0	0	0	0	0	0	0%
<b>Students Available For Graduation:</b>	<b>11</b>	<b>4</b>	<b>8</b>	<b>13</b>	<b>11</b>	<b>13</b>	<b>6</b>	<b>10</b>	<b>7</b>	<b>2</b>	<b>19</b>	<b>12</b>	<b>116</b>	<b>100%</b>
Withdrawn/Terminated Students:	5	2	5	4	1	6	2	2	1	0	6	4	38	33%
<b>Graduates within 150% Program Length:</b>	<b>6</b>	<b>2</b>	<b>3</b>	<b>9</b>	<b>10</b>	<b>7</b>	<b>4</b>	<b>8</b>	<b>6</b>	<b>2</b>	<b>13</b>	<b>8</b>	<b>78</b>	<b>67%</b>
<b>GRADUATION RATE</b>	<b>55%</b>	<b>50%</b>	<b>38%</b>	<b>69%</b>	<b>91%</b>	<b>54%</b>	<b>67%</b>	<b>80%</b>	<b>86%</b>	<b>100%</b>	<b>68%</b>	<b>67%</b>		<b>67%</b>
Graduates - Further Education:	0	0	0	1	0	0	0	0	0	0	0	0	1	1%
Graduates - Unavailable for Employment:	0	0	0	0	0	0	0	0	0	0	0	0	0	0%
Graduates - Available for Employment:	6	2	3	8	10	7	4	8	6	2	13	8	77	99%
Graduates - Employed in Field:	5	1	3	6	8	6	3	6	3	2	10	5	58	75%
<b>EMPLOYMENT RATE</b>	<b>83%</b>	<b>50%</b>	<b>100%</b>	<b>75%</b>	<b>80%</b>	<b>86%</b>	<b>75%</b>	<b>75%</b>	<b>50%</b>	<b>100%</b>	<b>77%</b>	<b>63%</b>		<b>75%</b>
Graduates - Unrelated Occupation:	0	0	0	0	0	0	0	0	0	0	0	0	0	0%
Graduates - Unemployed:	1	1	0	2	2	1	1	2	3	0	3	3	19	25%
Graduates - Unknown:	0	0	0	0	0	0	0	0	0	0	0	0	0	0%
<b>Non-Graduated Students Who Obtained Training Related Employment</b>	<b>0</b>	<b>0</b>	<b>0</b>	<b>0</b>	<b>0</b>	<b>0</b>	<b>0</b>	<b>0</b>	<b>0</b>	<b>0</b>	<b>0</b>	<b>0</b>	<b>0</b>	<b>0%</b>
<b>Employment Rate with Non-Graduated Employed Students</b>	<b>83%</b>	<b>50%</b>	<b>100%</b>	<b>75%</b>	<b>80%</b>	<b>86%</b>	<b>75%</b>	<b>75%</b>	<b>50%</b>	<b>100%</b>	<b>77%</b>	<b>63%</b>		<b>75%</b>

**LICENSURE / CERTIFICATION EXAMINATION PASS RATES CHART**

Licensure / Certification Name:	03/16	04/16	05/16	06/16	07/16	08/16	09/16	10/16	11/16	12/16	01/17	02/17		
1. Class Start Date:	6	2	3	9	10	7	4	8	6	2	13	8	78	
2. Number of Graduates:	0	0	0	0	0	0	0	0	0	0	0	0	0	
3. # of Graduates Taking Exam:	0	0	0	0	0	0	0	0	0	0	0	0	0	
4. # of Graduates Passing Exam:	0	0	0	0	0	0	0	0	0	0	0	0	0	
<b>5. Percentage of Grads Passing Exam:</b>	<b>0</b>	<b>0</b>	<b>0</b>	<b>0</b>	<b>0</b>	<b>0</b>	<b>0</b>	<b>0</b>	<b>0</b>	<b>0</b>	<b>0</b>	<b>0</b>	<b>0</b>	Avg.
Licensure / Certification Examination Agency Rate:	0	0	0	0	0	0	0	0	0	0	0	0	0	0

<input type="button" value="Cancel"/>	<input type="button" value="Save"/>
---------------------------------------	-------------------------------------





Log Off  
072472  
Timeout:  
29.9 minutes

- Annual Report
- Programs
- School Info
- DMS
- HELP ?

Annual Report: **2018** School Number: **072472** School Name: **North-West College** Annual Report Status: **Submitted**  
 Address1: **3791 E. Burnett St.** City: **Long Beach** State: **CA** Zip: **90815**

<b>Cancel</b>	<input checked="" type="checkbox"/> Complete	<b>Save</b>	
<b>PROGRAM ENROLLMENT SUMMARY</b>			
ACCSC Approved Program Title:	Medical Insurance Biller and Coder		
Program Code:	128		
Credential:	Diploma		
Date Approved by ACCSC:	01/09/2014		
Program Approval Type:			
Program Length in Months:	9		
Approved Clock Hours:	756	Total Tuition:	15354.00
Approved Credit Hours:	27.5	Additional Expenses:	641.00
Credit Hour Type	Semester	Average starting salary for graduates:	25920.00
<input checked="" type="checkbox"/> An externship is offered as a part of the program.			
Externship clock hours:	180		
Externship credit hours	4		
<b>LICENSURE/CERTIFICATION EXAMINATION ADMINISTERING AGENCY</b>			
Licensure or Certification Examination is required for Employment <input type="radio"/> Yes <input checked="" type="radio"/> No			
<b>ENROLLMENT DATA</b>			
Do students take any portion of the program via Distance Education <input type="radio"/> Yes <input checked="" type="radio"/> No			
<b>Number of Students enrolled as of 7/1/17</b>		22	
<b>Total number of additional student enrollments between 7/1/17 and 6/30/18</b>		22	
<b>Total Students:</b>		<b>44</b>	
<b>Satellite Location Enrollment</b> <input type="radio"/> Yes <input checked="" type="radio"/> No			
<b>Graduated Between 7/1/17 and 6/30/18 </b>			
i. Employed in field:	15		
ii. Employed in unrelated field:	0		
iii. Further Ed: 4 year college:	0		
iv. Further Ed: 2 year college:	0		
v. Further Ed: Trade school:	0		
vi. Further Ed: Other Training:	0		
vii. Unemployed:	4		
viii. Unknown:	0		
ix. Incarcerated:	0		
x. Military:	0		
xi. Death:	0		

xii. Medical:	0		
xiii. International:	0		
<b>Total Graduated:</b>	<b>19</b>		
<b>Withdrew or Terminated Between 7/1/17 and 6/30/18</b> 			
i. Employed in field:	0		
ii. Employed in unrelated field:	0		
iii. Incarcerated:	0		
iv. Military Service:	0		
v. Death:	0		
vi. Medical:	1		
vii. International Student:	0		
viii. Financial/Family:	0		
ix. Moved from area:	2		
x. Personal Reasons:	1		
xi. Attendance:	7		
xii. Academic:	0		
xiii. Transfer within school:	0		
xiv. Other:	1		
xv. Unknown:	0		
<b>Total Withdrew or Terminated:</b>	<b>12</b>		
<b>Total Number of Students Enrolled as of 6/30/18:</b>	<b>13</b>		
<b>For the following questions, please identify the characteristics for students enrolled as of 6/30/18</b> 			
a. No HS Diploma/GED:	0	a. Under 25:	4
b. GED:	2	b. 25-34:	5
c. HS Diploma:	11	c. 35-44:	2
d. Post-Secondary:	0	d. 45-Over:	2
e. Associates:	0	<b>Total by Age:</b>	<b>13</b>
f. Baccalaureate:	0	a. White:	0
g. Post Baccalaureate:	0	b. Black or African American:	0
<b>Total by Credential:</b>	<b>13</b>	c. Hispanic/Latino:	8
a. Male:	1	d. Asian:	2
b. Female:	12	e. American Indian or Alaska Native:	0
<b>Total by Gender:</b>	<b>13</b>	f. Native Hawaiian or Other Pacific Islander:	0
		g. Two or more races:	3
		h. Race and Ethnicity unknown:	0
		<b>Total by Ethnicity:</b>	<b>13</b>
<b>Cancel</b>		<b>Save</b>	



Log Off  
072472  
Timeout:  
29.9 minutes

- Annual Report
- Programs
- School Info
- DMS
- HELP ?

Annual Report: **2018** School Number: **072472** School Name: **North-West College** Annual Report Status: **Submitted**  
 Address1: **3791 E. Burnett St.** City: **Long Beach** State: **CA** Zip: **90815**

**GRADUATION AND EMPLOYMENT CHART**

You must SAVE the G&E form to calculate totals

<input type="button" value="Cancel"/>	<input checked="" type="checkbox"/> Complete		<input type="button" value="Save"/>	
Approved Program Title:	Medical Insurance Biller and Coder			
Program Code:	128			
Credential:	Diploma			
Report Date:	7/2018	Program Length in Months:	9	
Beginning Date:	3/2016	End Date:	2/2017	

Is this chart for a satellite location?  Yes  No

Is this chart for a program offered 100% via Distance Education?  Yes  No

**REPORTING PERIOD**

Class Start Date (eg 01/15):	03/16	04/16	05/16	06/16	07/16	08/16	09/16	10/16	11/16	12/16	01/17	02/17	Total	%
Number Started:	1	0	4	3	4	1	3	3	4	2	1	0	26	
Transfers to Another Program:	0	0	0	1	2	0	0	0	0	0	0	0	3	12%
Transfers from Another Program:	0	0	0	0	0	0	0	0	0	0	0	0	0	0%
<b>Total Starts (+/- Transfers):</b>	<b>1</b>	<b>0</b>	<b>4</b>	<b>2</b>	<b>2</b>	<b>1</b>	<b>3</b>	<b>3</b>	<b>4</b>	<b>2</b>	<b>1</b>	<b>0</b>	<b>23</b>	
Unavailable for Graduation:	0	0	0	0	0	0	0	0	0	0	0	0	0	0%
<b>Students Available For Graduation:</b>	<b>1</b>	<b>0</b>	<b>4</b>	<b>2</b>	<b>2</b>	<b>1</b>	<b>3</b>	<b>3</b>	<b>4</b>	<b>2</b>	<b>1</b>	<b>0</b>	<b>23</b>	<b>100%</b>
Withdrawn/Terminated Students:	1	0	2	1	1	0	2	0	2	1	0	0	10	43%
<b>Graduates within 150% Program Length:</b>	<b>0</b>	<b>0</b>	<b>2</b>	<b>1</b>	<b>1</b>	<b>1</b>	<b>1</b>	<b>3</b>	<b>2</b>	<b>1</b>	<b>1</b>	<b>0</b>	<b>13</b>	<b>57%</b>
<b>GRADUATION RATE</b>	<b>0%</b>	<b>0%</b>	<b>50%</b>	<b>50%</b>	<b>50%</b>	<b>100%</b>	<b>33%</b>	<b>100%</b>	<b>50%</b>	<b>50%</b>	<b>100%</b>	<b>0%</b>		<b>57%</b>
Graduates - Further Education:	0	0	0	0	0	0	0	0	0	0	0	0	0	0%
Graduates - Unavailable for Employment:	0	0	0	0	0	0	0	0	0	0	0	0	0	0%
Graduates - Available for Employment:	0	0	2	1	1	1	1	3	2	1	1	0	13	100%
Graduates - Employed in Field:	0	0	2	0	1	1	1	3	1	0	1	0	10	77%
<b>EMPLOYMENT RATE</b>	<b>0%</b>	<b>0%</b>	<b>100%</b>	<b>0%</b>	<b>100%</b>	<b>100%</b>	<b>100%</b>	<b>100%</b>	<b>50%</b>	<b>0%</b>	<b>100%</b>	<b>0%</b>		<b>77%</b>
Graduates - Unrelated Occupation:	0	0	0	0	0	0	0	0	0	0	0	0	0	0%
Graduates - Unemployed:	0	0	0	1	0	0	0	0	1	1	0	0	3	23%
Graduates - Unknown:	0	0	0	0	0	0	0	0	0	0	0	0	0	0%
<b>Non-Graduated Students Who Obtained Training Related Employment</b>	<b>0</b>	<b>0</b>	<b>0</b>	<b>0</b>	<b>0</b>	<b>0</b>	<b>0</b>	<b>0</b>	<b>0</b>	<b>0</b>	<b>0</b>	<b>0</b>	<b>0</b>	<b>0%</b>
<b>Employment Rate with Non-Graduated Employed Students</b>	<b>0%</b>	<b>0%</b>	<b>100%</b>	<b>0%</b>	<b>100%</b>	<b>100%</b>	<b>100%</b>	<b>100%</b>	<b>50%</b>	<b>0%</b>	<b>100%</b>	<b>0%</b>		<b>77%</b>

**LICENSURE / CERTIFICATION EXAMINATION PASS RATES CHART**

Licensure / Certification Name:	03/16	04/16	05/16	06/16	07/16	08/16	09/16	10/16	11/16	12/16	01/17	02/17		
1. Class Start Date:	03/16	04/16	05/16	06/16	07/16	08/16	09/16	10/16	11/16	12/16	01/17	02/17		
2. Number of Graduates:	0	0	2	1	1	1	1	3	2	1	1	0	13	
3. # of Graduates Taking Exam:	0	0	0	0	0	0	0	0	0	0	0	0	0	
4. # of Graduates Passing Exam:	0	0	0	0	0	0	0	0	0	0	0	0	0	
<b>5. Percentage of Grads Passing Exam:</b>	<b>0</b>	<b>0</b>	<b>0</b>	<b>0</b>	<b>0</b>	<b>0</b>	<b>0</b>	<b>0</b>	<b>0</b>	<b>0</b>	<b>0</b>	<b>0</b>	<b>0</b>	Avg.
Licensure / Certification Examination Agency Rate:	0	0	0	0	0	0	0	0	0	0	0	0	0	0

<input type="button" value="Cancel"/>	<input type="button" value="Save"/>	
---------------------------------------	-------------------------------------	--



Log Off  
072472  
Timeout:  
29.9 minutes

- Annual Report
- Programs
- School Info
- DMS
- HELP ?

Annual Report: <b>2018</b>	School Number: <b>072472</b>	School Name: <b>North-West College</b>	Annual Report Status: <b>Submitted</b>
Address1: <b>3791 E. Burnett St.</b>	City: <b>Long Beach</b>	State: <b>CA</b>	Zip: <b>90815</b>

<a href="#">Cancel</a>	<input checked="" type="checkbox"/> Complete	<a href="#">Save</a>	
<b>PROGRAM ENROLLMENT SUMMARY</b>			
ACCSC Approved Program Title:	Pharmacy Technician		
Program Code:	146		
Credential:	Diploma		
Date Approved by ACCSC:	01/09/2014		
Program Approval Type:			
Program Length in Months:	9 <a href="#">?</a>		
Approved Clock Hours:	768	Total Tuition:	15650.00 <a href="#">?</a>
Approved Credit Hours:	25.5	Additional Expenses:	345.00
Credit Hour Type	Semester	Average starting salary for graduates:	27840.00 <a href="#">?</a>
<input checked="" type="checkbox"/> An externship is offered as a part of the program.			
Externship clock hours:	280		
Externship credit hours	6		
<b>LICENSURE/CERTIFICATION EXAMINATION ADMINISTERING AGENCY</b>			
Licensure or Certification Examination is required for Employment <input type="radio"/> Yes <input checked="" type="radio"/> No			
<b>ENROLLMENT DATA</b>			
Do students take any portion of the program via Distance Education <input type="radio"/> Yes <input checked="" type="radio"/> No			
<b>Number of Students enrolled as of 7/1/17</b>		38	
<b>Total number of additional student enrollments between 7/1/17 and 6/30/18</b>		54	
<b>Total Students:</b>		<b>92</b>	
Satellite Location Enrollment <input type="radio"/> Yes <input checked="" type="radio"/> No <a href="#">?</a>			
<b>Graduated Between 7/1/17 and 6/30/18 <a href="#">?</a></b>			
i. Employed in field:	16		
ii. Employed in unrelated field:	0		
iii. Further Ed: 4 year college:	0		
iv. Further Ed: 2 year college:	0		
v. Further Ed: Trade school:	0		
vi. Further Ed: Other Training:	0		
vii. Unemployed:	10		
viii. Unknown:	0		
ix. Incarcerated:	0		
x. Military:	0		
xi. Death:	0		

xii. Medical:	0		
xiii. International:	0		
<b>Total Graduated:</b>	<b>26</b>		

**Withdrew or Terminated Between 7/1/17 and 6/30/18** 

i. Employed in field:	0		
ii. Employed in unrelated field:	0		
iii. Incarcerated:	0		
iv. Military Service:	0		
v. Death:	0		
vi. Medical:	0		
vii. International Student:	0		
viii. Financial/Family:	0		
ix. Moved from area:	0		
x. Personal Reasons:	2		
xi. Attendance:	15		
xii. Academic:	0		
xiii. Transfer within school:	6		
xiv. Other:	0		
xv. Unknown:	0		
<b>Total Withdrew or Terminated:</b>	<b>23</b>		
<b>Total Number of Students Enrolled as of 6/30/18:</b>	<b>43</b>		

**For the following questions, please identify the characteristics for students enrolled as of 6/30/18** 

a. No HS Diploma/GED:	1	a. Under 25:	36
b. GED:	1	b. 25-34:	5
c. HS Diploma:	41	c. 35-44:	0
d. Post-Secondary:	0	d. 45-Over:	2
e. Associates:	0	<b>Total by Age:</b>	<b>43</b>
f. Baccalaureate:	0	a. White:	0
g. Post Baccalaureate:	0	b. Black or African American:	5
<b>Total by Credential:</b>	<b>43</b>	c. Hispanic/Latino:	28
a. Male:	4	d. Asian:	5
b. Female:	39	e. American Indian or Alaska Native:	0
<b>Total by Gender:</b>	<b>43</b>	f. Native Hawaiian or Other Pacific Islander:	0
		g. Two or more races:	5
		h. Race and Ethnicity unknown:	0
		<b>Total by Ethnicity:</b>	<b>43</b>

<b>Cancel</b>		<b>Save</b>
---------------	--	-------------



Log Off  
072472  
Timeout:  
29.9 minutes

- Annual Report
- Programs
- School Info
- DMS
- HELP ?

Annual Report: **2018** School Number: **072472** School Name: **North-West College** Annual Report Status: **Submitted**  
 Address1: **3791 E. Burnett St.** City: **Long Beach** State: **CA** Zip: **90815**

**GRADUATION AND EMPLOYMENT CHART**  
 You must SAVE the G&E form to calculate totals

<input type="button" value="Cancel"/>	<input checked="" type="checkbox"/> Complete		<input type="button" value="Save"/>
Approved Program Title:	Pharmacy Technician		
Program Code:	146		
Credential:	Diploma		
Report Date:	7/2018	Program Length in Months:	9
Beginning Date:	3/2016	End Date:	2/2017
Is this chart for a satellite location? <input type="radio"/> Yes <input checked="" type="radio"/> No			
Is this chart for a program offered 100% via Distance Education? <input type="radio"/> Yes <input checked="" type="radio"/> No			

REPORTING PERIOD														
Class Start Date (eg 01/15):	03/16	04/16	05/16	06/16	07/16	08/16	09/16	10/16	11/16	12/16	01/17	02/17	Total	%
Number Started:	0	2	3	5	0	2	6	3	1	0	6	6	34	
Transfers to Another Program:	0	0	1	0	0	0	0	1	0	0	0	0	2	6%
Transfers from Another Program:	0	0	0	0	0	0	0	0	0	0	0	0	0	0%
<b>Total Starts (+/- Transfers):</b>	<b>0</b>	<b>2</b>	<b>2</b>	<b>5</b>	<b>0</b>	<b>2</b>	<b>6</b>	<b>2</b>	<b>1</b>	<b>0</b>	<b>6</b>	<b>6</b>	<b>32</b>	
Unavailable for Graduation:	0	0	0	0	0	0	0	0	0	0	0	0	0	0%
<b>Students Available For Graduation:</b>	<b>0</b>	<b>2</b>	<b>2</b>	<b>5</b>	<b>0</b>	<b>2</b>	<b>6</b>	<b>2</b>	<b>1</b>	<b>0</b>	<b>6</b>	<b>6</b>	<b>32</b>	<b>100%</b>
Withdrawn/Terminated Students:	0	1	1	1	0	2	2	0	1	0	4	4	16	50%
<b>Graduates within 150% Program Length:</b>	<b>0</b>	<b>1</b>	<b>1</b>	<b>4</b>	<b>0</b>	<b>0</b>	<b>4</b>	<b>2</b>	<b>0</b>	<b>0</b>	<b>2</b>	<b>2</b>	<b>16</b>	<b>50%</b>
<b>GRADUATION RATE</b>	<b>0%</b>	<b>50%</b>	<b>50%</b>	<b>80%</b>	<b>0%</b>	<b>0%</b>	<b>67%</b>	<b>100%</b>	<b>0%</b>	<b>0%</b>	<b>33%</b>	<b>33%</b>		<b>50%</b>
Graduates - Further Education:	0	0	0	0	0	0	0	0	0	0	0	0	0	0%
Graduates - Unavailable for Employment:	0	0	0	0	0	0	0	0	0	0	0	0	0	0%
Graduates - Available for Employment:	0	1	1	4	0	0	4	2	0	0	2	2	16	100%
Graduates - Employed in Field:	0	0	1	3	0	0	3	1	0	0	2	2	12	75%
<b>EMPLOYMENT RATE</b>	<b>0%</b>	<b>0%</b>	<b>100%</b>	<b>75%</b>	<b>0%</b>	<b>0%</b>	<b>75%</b>	<b>50%</b>	<b>0%</b>	<b>0%</b>	<b>100%</b>	<b>100%</b>		<b>75%</b>
Graduates - Unrelated Occupation:	0	0	0	0	0	0	0	0	0	0	0	0	0	0%
Graduates - Unemployed:	0	1	0	1	0	0	1	1	0	0	0	0	4	25%
Graduates - Unknown:	0	0	0	0	0	0	0	0	0	0	0	0	0	0%
<b>Non-Graduated Students Who Obtained Training Related Employment</b>	<b>0</b>	<b>0</b>	<b>0</b>	<b>0</b>	<b>0</b>	<b>0</b>	<b>0</b>	<b>0</b>	<b>0</b>	<b>0</b>	<b>0</b>	<b>0</b>	<b>0</b>	<b>0%</b>
<b>Employment Rate with Non-Graduated Employed Students</b>	<b>0%</b>	<b>0%</b>	<b>100%</b>	<b>75%</b>	<b>0%</b>	<b>0%</b>	<b>75%</b>	<b>50%</b>	<b>0%</b>	<b>0%</b>	<b>100%</b>	<b>100%</b>		<b>75%</b>

**LICENSURE / CERTIFICATION EXAMINATION PASS RATES CHART**

Licensure / Certification Name:	03/16	04/16	05/16	06/16	07/16	08/16	09/16	10/16	11/16	12/16	01/17	02/17	Total	%
1. Class Start Date:	03/16	04/16	05/16	06/16	07/16	08/16	09/16	10/16	11/16	12/16	01/17	02/17		
2. Number of Graduates:	0	1	1	4	0	0	4	2	0	0	2	2	16	
3. # of Graduates Taking Exam:	0	0	0	0	0	0	0	0	0	0	0	0	0	
4. # of Graduates Passing Exam:	0	0	0	0	0	0	0	0	0	0	0	0	0	
<b>5. Percentage of Grads Passing Exam:</b>	<b>0</b>	<b>0</b>	<b>0</b>	<b>0</b>	<b>0</b>	<b>0</b>	<b>0</b>	<b>0</b>	<b>0</b>	<b>0</b>	<b>0</b>	<b>0</b>	<b>0</b>	Avg.
Licensure / Certification Examination Agency Rate:	0	0	0	0	0	0	0	0	0	0	0	0	0	0

<input type="button" value="Cancel"/>	<input type="button" value="Save"/>
---------------------------------------	-------------------------------------



Log Off  
072472  
Timeout:  
29.9 minutes

- Annual Report
- Programs
- School Info
- DMS
- HELP ?

Annual Report: **2018** School Number: **072472** School Name: **North-West College** Annual Report Status: **Submitted**  
 Address1: **3791 E. Burnett St.** City: **Long Beach** State: **CA** Zip: **90815**

<b>Cancel</b>	<input checked="" type="checkbox"/> Complete	<b>Save</b>	
<b>PROGRAM ENROLLMENT SUMMARY</b>			
ACCSC Approved Program Title:	Surgical Technology		
Program Code:	166		
Credential:	Diploma		
Date Approved by ACCSC:	06/24/2014		
Program Approval Type:			
Program Length in Months:	15		
Approved Clock Hours:	1565	Total Tuition:	31258.00
Approved Credit Hours:	52	Additional Expenses:	652.00
Credit Hour Type	Semester	Average starting salary for graduates:	30720.00
<input checked="" type="checkbox"/> An externship is offered as a part of the program.			
Externship clock hours:	680		
Externship credit hours	15		
<b>LICENSURE/CERTIFICATION EXAMINATION ADMINISTERING AGENCY</b>			
Licensure or Certification Examination is required for Employment <input type="radio"/> Yes <input checked="" type="radio"/> No			
<b>ENROLLMENT DATA</b>			
Do students take any portion of the program via Distance Education <input type="radio"/> Yes <input checked="" type="radio"/> No			
<b>Number of Students enrolled as of 7/1/17</b>	23		
<b>Total number of additional student enrollments between 7/1/17 and 6/30/18</b>	21		
<b>Total Students:</b>	<b>44</b>		
<b>Satellite Location Enrollment</b> <input type="radio"/> Yes <input checked="" type="radio"/> No			
<b>Graduated Between 7/1/17 and 6/30/18</b>			
i. Employed in field:	9		
ii. Employed in unrelated field:	0		
iii. Further Ed: 4 year college:	0		
iv. Further Ed: 2 year college:	0		
v. Further Ed: Trade school:	0		
vi. Further Ed: Other Training:	0		
vii. Unemployed:	8		
viii. Unknown:	0		
ix. Incarcerated:	0		
x. Military:	0		
xi. Death:	0		



xii. Medical:	0		
xiii. International:	0		
<b>Total Graduated:</b>	<b>17</b>		

**Withdrew or Terminated Between 7/1/17 and 6/30/18** 

i. Employed in field:	0		
ii. Employed in unrelated field:	1		
iii. Incarcerated:	0		
iv. Military Service:	0		
v. Death:	0		
vi. Medical:	0		
vii. International Student:	0		
viii. Financial/Family:	0		
ix. Moved from area:	0		
x. Personal Reasons:	0		
xi. Attendance:	2		
xii. Academic:	2		
xiii. Transfer within school:	0		
xiv. Other:	2		
xv. Unknown:	0		
<b>Total Withdrew or Terminated:</b>	<b>7</b>		
<b>Total Number of Students Enrolled as of 6/30/18:</b>	<b>20</b>		

**For the following questions, please identify the characteristics for students enrolled as of 6/30/18** 

a. No HS Diploma/GED:	1	a. Under 25:	9
b. GED:	0	b. 25-34:	5
c. HS Diploma:	19	c. 35-44:	5
d. Post-Secondary:	0	d. 45-Over:	1
e. Associates:	0	<b>Total by Age:</b>	<b>20</b>
f. Baccalaureate:	0	a. White:	0
g. Post Baccalaureate:	0	b. Black or African American:	0
<b>Total by Credential:</b>	<b>20</b>	c. Hispanic/Latino:	13
a. Male:	6	d. Asian:	1
b. Female:	14	e. American Indian or Alaska Native:	0
<b>Total by Gender:</b>	<b>20</b>	f. Native Hawaiian or Other Pacific Islander:	0
		g. Two or more races:	6
		h. Race and Ethnicity unknown:	0
		<b>Total by Ethnicity:</b>	<b>20</b>

<b>Cancel</b>			<b>Save</b>
---------------	--	--	-------------



Log Off  
072472  
Timeout:  
29.9 minutes

- Annual Report
- Programs
- School Info
- DMS
- HELP ?

Annual Report: **2018** School Number: **072472** School Name: **North-West College** Annual Report Status: **Submitted**  
 Address1: **3791 E. Burnett St.** City: **Long Beach** State: **CA** Zip: **90815**

**GRADUATION AND EMPLOYMENT CHART**  
 You must SAVE the G&E form to calculate totals

<input type="button" value="Cancel"/>	<input checked="" type="checkbox"/> Complete		<input type="button" value="Save"/>
Approved Program Title:	Surgical Technology		
Program Code:	166		
Credential:	Diploma		
Report Date:	7/2018	Program Length in Months:	15
Beginning Date:	6/2015	End Date:	5/2016
Is this chart for a satellite location? <input type="radio"/> Yes <input checked="" type="radio"/> No			
Is this chart for a program offered 100% via Distance Education? <input type="radio"/> Yes <input checked="" type="radio"/> No			

**REPORTING PERIOD**

Class Start Date (eg 01/15):	06/15	07/15	08/15	09/15	10/15	11/15	12/15	01/16	02/16	03/16	04/16	05/16	Total	%
Number Started:	0	0	0	8	0	0	0	0	0	0	0	10	18	
Transfers to Another Program:	0	0	0	0	0	0	0	0	0	0	0	0	0	0%
Transfers from Another Program:	0	0	0	0	0	0	0	0	0	0	0	0	0	0%
<b>Total Starts (+/- Transfers):</b>	<b>0</b>	<b>0</b>	<b>0</b>	<b>8</b>	<b>0</b>	<b>0</b>	<b>0</b>	<b>0</b>	<b>0</b>	<b>0</b>	<b>0</b>	<b>10</b>	<b>18</b>	
Unavailable for Graduation:	0	0	0	0	0	0	0	0	0	0	0	0	0	0%
<b>Students Available For Graduation:</b>	<b>0</b>	<b>0</b>	<b>0</b>	<b>8</b>	<b>0</b>	<b>0</b>	<b>0</b>	<b>0</b>	<b>0</b>	<b>0</b>	<b>0</b>	<b>10</b>	<b>18</b>	<b>100%</b>
Withdrawn/Terminated Students:	0	0	0	2	0	0	0	0	0	0	0	6	8	44%
<b>Graduates within 150% Program Length:</b>	<b>0</b>	<b>0</b>	<b>0</b>	<b>6</b>	<b>0</b>	<b>0</b>	<b>0</b>	<b>0</b>	<b>0</b>	<b>0</b>	<b>0</b>	<b>4</b>	<b>10</b>	<b>56%</b>
<b>GRADUATION RATE</b>	<b>0%</b>	<b>0%</b>	<b>0%</b>	<b>75%</b>	<b>0%</b>	<b>0%</b>	<b>0%</b>	<b>0%</b>	<b>0%</b>	<b>0%</b>	<b>0%</b>	<b>40%</b>		<b>56%</b>
Graduates - Further Education:	0	0	0	0	0	0	0	0	0	0	0	0	0	0%
Graduates - Unavailable for Employment:	0	0	0	0	0	0	0	0	0	0	0	0	0	0%
Graduates - Available for Employment:	0	0	0	6	0	0	0	0	0	0	0	4	10	100%
Graduates - Employed in Field:	0	0	0	5	0	0	0	0	0	0	0	4	9	90%
<b>EMPLOYMENT RATE</b>	<b>0%</b>	<b>0%</b>	<b>0%</b>	<b>83%</b>	<b>0%</b>	<b>0%</b>	<b>0%</b>	<b>0%</b>	<b>0%</b>	<b>0%</b>	<b>0%</b>	<b>100%</b>		<b>90%</b>
Graduates - Unrelated Occupation:	0	0	0	0	0	0	0	0	0	0	0	0	0	0%
Graduates - Unemployed:	0	0	0	1	0	0	0	0	0	0	0	0	1	10%
Graduates - Unknown:	0	0	0	0	0	0	0	0	0	0	0	0	0	0%
<b>Non-Graduated Students Who Obtained Training Related Employment</b>	<b>0</b>	<b>0</b>	<b>0</b>	<b>0</b>	<b>0</b>	<b>0</b>	<b>0</b>	<b>0</b>	<b>0</b>	<b>0</b>	<b>0</b>	<b>0</b>	<b>0</b>	<b>0%</b>
<b>Employment Rate with Non-Graduated Employed Students</b>	<b>0%</b>	<b>0%</b>	<b>0%</b>	<b>83%</b>	<b>0%</b>	<b>0%</b>	<b>0%</b>	<b>0%</b>	<b>0%</b>	<b>0%</b>	<b>0%</b>	<b>100%</b>		<b>90%</b>

**LICENSURE / CERTIFICATION EXAMINATION PASS RATES CHART**

Licensure / Certification Name:	06/15	07/15	08/15	09/15	10/15	11/15	12/15	01/16	02/16	03/16	04/16	05/16		
1. Class Start Date:	06/15	07/15	08/15	09/15	10/15	11/15	12/15	01/16	02/16	03/16	04/16	05/16		
2. Number of Graduates:	0	0	0	6	0	0	0	0	0	0	0	4	10	
3. # of Graduates Taking Exam:	0	0	0	0	0	0	0	0	0	0	0	0	0	
4. # of Graduates Passing Exam:	0	0	0	0	0	0	0	0	0	0	0	0	0	
<b>5. Percentage of Grads Passing Exam:</b>	<b>0</b>	<b>0</b>	<b>0</b>	<b>0</b>	<b>0</b>	<b>0</b>	<b>0</b>	<b>0</b>	<b>0</b>	<b>0</b>	<b>0</b>	<b>0</b>	<b>0</b>	Avg.
Licensure / Certification Examination Agency Rate:	0	0	0	0	0	0	0	0	0	0	0	0	0	0

<input type="button" value="Cancel"/>	<input type="button" value="Save"/>
---------------------------------------	-------------------------------------



Log Off  
072472  
Timeout:  
29.9 minutes

Annual Report

Programs

School Info

DMS

HELP ?

Annual Report: **2018**

School Number: **072472**

School Name: **North-West College**

Annual Report Status: **Submitted**

Address1: **3791 E. Burnett St.**

City: **Long Beach**

State: **CA**

Zip: **90815**

<input type="button" value="Cancel"/>	<input checked="" type="checkbox"/> Complete	<input type="button" value="Save"/>
---------------------------------------	--	-------------------------------------

**PROGRAM ENROLLMENT SUMMARY**

ACCSC Approved Program Title:	Vocational Nurse		
Program Code:	1715		
Credential:	Diploma		
Date Approved by ACCSC:	01/09/2014		
Program Approval Type:			
Program Length in Months:	15		
Approved Clock Hours:	1635	Total Tuition:	33147.00
Approved Credit Hours:	0	Additional Expenses:	753.00
Credit Hour Type		Average starting salary for graduates:	36480.00
<input checked="" type="checkbox"/> An externship is offered as a part of the program.			
Externship clock hours:	834		
Externship credit hours	0		

**LICENSURE/CERTIFICATION EXAMINATION ADMINISTERING AGENCY**

Licensure or Certification Examination is required for Employment  Yes  No

Name:

Address:

City:  State:  Zip:

Phone:  Website:

**ENROLLMENT DATA**

Do students take any portion of the program via Distance Education  Yes  No

**Number of Students enrolled as of 7/1/17**

**Total number of additional student enrollments between 7/1/17 and 6/30/18**

**Total Students:** **95**

Satellite Location Enrollment  Yes  No

**Graduated Between 7/1/17 and 6/30/18**

i. Employed in field:	<input type="text" value="11"/>		
ii. Employed in unrelated field:	<input type="text" value="0"/>		
iii. Further Ed: 4 year college:	<input type="text" value="0"/>		
iv. Further Ed: 2 year college:	<input type="text" value="0"/>		
v. Further Ed: Trade school:	<input type="text" value="0"/>		
vi. Further Ed: Other Training:	<input type="text" value="0"/>		
vii. Unemployed:	<input type="text" value="18"/>		
viii. Unknown:	<input type="text" value="0"/>		

ix. Incarcerated:	0		
x. Military:	0		
xi. Death:	0		
xii. Medical:	0		
xiii. International:	0		
<b>Total Graduated:</b>	<b>29</b>		

**Withdrew or Terminated Between 7/1/17 and 6/30/18** 

i. Employed in field:	0		
ii. Employed in unrelated field:	1		
iii. Incarcerated:	0		
iv. Military Service:	0		
v. Death:	0		
vi. Medical:	0		
vii. International Student:	0		
viii. Financial/Family:	0		
ix. Moved from area:	3		
x. Personal Reasons:	1		
xi. Attendance:	8		
xii. Academic:	6		
xiii. Transfer within school:	0		
xiv. Other:	1		
xv. Unknown:	0		
<b>Total Withdrew or Terminated:</b>	<b>20</b>		
<b>Total Number of Students Enrolled as of 6/30/18:</b>	<b>46</b>		

**For the following questions, please identify the characteristics for students enrolled as of 6/30/18** 

a. No HS Diploma/GED:	0	a. Under 25:	16
b. GED:	1	b. 25-34:	22
c. HS Diploma:	45	c. 35-44:	6
d. Post-Secondary:	0	d. 45-Over:	2
e. Associates:	0	<b>Total by Age:</b>	<b>46</b>
f. Baccalaureate:	0	a. White:	3
g. Post Baccalaureate:	0	b. Black or African American:	5
<b>Total by Credential:</b>	<b>46</b>	c. Hispanic/Latino:	24
a. Male:	7	d. Asian:	5
b. Female:	39	e. American Indian or Alaska Native:	0
<b>Total by Gender:</b>	<b>46</b>	f. Native Hawaiian or Other Pacific Islander:	1
		g. Two or more races:	8
		h. Race and Ethnicity unknown:	0
		<b>Total by Ethnicity:</b>	<b>46</b>

Cancel

Save



Log Off  
072472  
Timeout:  
29.9 minutes

- Annual Report
- Programs
- School Info
- DMS
- HELP ?

Annual Report: **2018** School Number: **072472** School Name: **North-West College** Annual Report Status: **Submitted**  
 Address1: **3791 E. Burnett St.** City: **Long Beach** State: **CA** Zip: **90815**

**GRADUATION AND EMPLOYMENT CHART**  
 You must SAVE the G&E form to calculate totals

<input type="button" value="Cancel"/>	<input checked="" type="checkbox"/> Complete	<input type="button" value="Save"/>
Approved Program Title:	Vocational Nurse	
Program Code:	1715	
Credential:	Diploma	
Report Date:	7/2018	Program Length in Months: <input type="text" value="15"/>
Beginning Date:	6/2015	End Date: 5/2016
Is this chart for a satellite location? <input type="radio"/> Yes <input checked="" type="radio"/> No		
Is this chart for a program offered 100% via Distance Education? <input type="radio"/> Yes <input checked="" type="radio"/> No		

REPORTING PERIOD														
Class Start Date (eg 01/15):	06/15	07/15	08/15	09/15	10/15	11/15	12/15	01/16	02/16	03/16	04/16	05/16	Total	%
Number Started:	0	31	0	0	28	0	1	0	0	0	34	0	<b>94</b>	
Transfers to Another Program:	0	0	0	0	0	0	0	0	0	0	1	0	<b>1</b>	<b>1%</b>
Transfers from Another Program:	0	0	0	0	0	0	0	0	0	0	0	0	<b>0</b>	<b>0%</b>
<b>Total Starts (+/- Transfers):</b>	<b>0</b>	<b>31</b>	<b>0</b>	<b>0</b>	<b>28</b>	<b>0</b>	<b>1</b>	<b>0</b>	<b>0</b>	<b>0</b>	<b>33</b>	<b>0</b>	<b>93</b>	
Unavailable for Graduation:	0	0	0	0	0	0	0	0	0	0	0	0	<b>0</b>	<b>0%</b>
<b>Students Available For Graduation:</b>	<b>0</b>	<b>31</b>	<b>0</b>	<b>0</b>	<b>28</b>	<b>0</b>	<b>1</b>	<b>0</b>	<b>0</b>	<b>0</b>	<b>33</b>	<b>0</b>	<b>93</b>	<b>100%</b>
Withdrawn/Terminated Students:	0	20	0	0	17	0	0	0	0	0	22	0	<b>59</b>	<b>63%</b>
<b>Graduates within 150% Program Length:</b>	<b>0</b>	<b>11</b>	<b>0</b>	<b>0</b>	<b>11</b>	<b>0</b>	<b>1</b>	<b>0</b>	<b>0</b>	<b>0</b>	<b>11</b>	<b>0</b>	<b>34</b>	<b>37%</b>
<b>GRADUATION RATE</b>	<b>0%</b>	<b>35%</b>	<b>0%</b>	<b>0%</b>	<b>39%</b>	<b>0%</b>	<b>100%</b>	<b>0%</b>	<b>0%</b>	<b>0%</b>	<b>33%</b>	<b>0%</b>		<b>37%</b>
Graduates - Further Education:	0	0	0	0	0	0	0	0	0	0	0	0	<b>0</b>	<b>0%</b>
Graduates - Unavailable for Employment:	0	0	0	0	0	0	0	0	0	0	0	0	<b>0</b>	<b>0%</b>
Graduates - Available for Employment:	<b>0</b>	<b>11</b>	<b>0</b>	<b>0</b>	<b>11</b>	<b>0</b>	<b>1</b>	<b>0</b>	<b>0</b>	<b>0</b>	<b>11</b>	<b>0</b>	<b>34</b>	<b>100%</b>
Graduates - Employed in Field:	0	9	0	0	7	0	1	0	0	0	7	0	<b>24</b>	<b>71%</b>
<b>EMPLOYMENT RATE</b>	<b>0%</b>	<b>82%</b>	<b>0%</b>	<b>0%</b>	<b>64%</b>	<b>0%</b>	<b>100%</b>	<b>0%</b>	<b>0%</b>	<b>0%</b>	<b>64%</b>	<b>0%</b>		<b>71%</b>
Graduates - Unrelated Occupation:	0	0	0	0	0	0	0	0	0	0	0	0	<b>0</b>	<b>0%</b>
Graduates - Unemployed:	0	2	0	0	4	0	0	0	0	0	4	0	<b>10</b>	<b>29%</b>
Graduates - Unknown:	0	0	0	0	0	0	0	0	0	0	0	0	<b>0</b>	<b>0%</b>
<b>Non-Graduated Students Who Obtained Training Related Employment</b>	<b>0</b>	<b>0</b>	<b>0</b>	<b>0</b>	<b>0</b>	<b>0</b>	<b>0</b>	<b>0</b>	<b>0</b>	<b>0</b>	<b>0</b>	<b>0</b>	<b>0</b>	<b>0%</b>
<b>Employment Rate with Non-Graduated Employed Students</b>	<b>0%</b>	<b>82%</b>	<b>0%</b>	<b>0%</b>	<b>64%</b>	<b>0%</b>	<b>100%</b>	<b>0%</b>	<b>0%</b>	<b>0%</b>	<b>64%</b>	<b>0%</b>		<b>71%</b>

**LICENSURE / CERTIFICATION EXAMINATION PASS RATES CHART**

Licensure / Certification Name:	BVNPT													
1. Class Start Date:	06/15	07/15	08/15	09/15	10/15	11/15	12/15	01/16	02/16	03/16	04/16	05/16		
2. Number of Graduates:	0	11	0	0	11	0	1	0	0	0	11	0	<b>34</b>	
3. # of Graduates Taking Exam:	0	10	0	0	10	0	1	0	0	0	10	0	<b>31</b>	
4. # of Graduates Passing Exam:	0	10	0	0	9	0	1	0	0	0	9	0	<b>29</b>	
<b>5. Percentage of Grads Passing Exam:</b>	<b>0</b>	<b>100</b>	<b>0</b>	<b>0</b>	<b>90</b>	<b>0</b>	<b>100</b>	<b>0</b>	<b>0</b>	<b>0</b>	<b>90</b>	<b>0</b>	<b>94</b>	Avg.
Licensure / Certification Examination Agency Rate:	0	68	0	0	68	0	68	0	0	0	68	0	<b>272</b>	<b>68</b>

<input type="button" value="Cancel"/>		<input type="button" value="Save"/>
---------------------------------------	--	-------------------------------------