



Log Off
055368
Timeout:
45.0 minutes

- Annual Report
- Programs
- School Info
- DMS
- HELP ?

Annual Report: **2022** School Number: **055368** School Name: **North-West College** Type: **Main** Annual Report Status: **Submitted**

Address1: **2121 W. Garvey Ave., N.** City: **West Covina** State: **CA** Zip: **91790**

GRADUATION AND EMPLOYMENT CHART

You must SAVE the G&E form to calculate totals

Cancel	<input checked="" type="checkbox"/> Complete	Save
---------------	--	-------------



Approved Program Title:	Healthcare Administration		
Program Code:	120		
Credential:	AS		
Report Date:	7/2022	Program Length in Months: ?	20
Beginning Date:	10/2018	End Date:	9/2019

Is this chart for a satellite location? Yes No [?](#)

Is this chart for a program offered 100% via Distance Education? Yes No [?](#)

REPORTING PERIOD

Class Start Date (eg 01/19):	10/18	11/18	12/18	01/19	02/19	03/19	04/19	05/19	06/19	07/19	08/19	09/19	Total	%
Number Started:	0	0	0	6	0	0	0	1	0	1	0	3	11	
Transfers to Another Program/Cohort:	0	0	0	0	0	0	0	0	0	0	0	0	0	0%
Transfers from Another Program/Cohort:	0	0	0	0	0	0	0	0	0	0	0	0	0	0%
Total Starts (+/- Transfers):	0	0	0	6	0	0	0	1	0	1	0	3	11	
Unavailable for Graduation: ?	0	0	0	0	0	0	0	0	0	0	0	0	0	0%
Students Available For Graduation:	0	0	0	6	0	0	0	1	0	1	0	3	11	100%
Withdrawn/Terminated Students:	0	0	0	1	0	0	0	0	0	1	0	0	2	18%
Graduates within 150% Program Length:	0	0	0	5	0	0	0	1	0	0	0	3	9	82%

GRADUATION RATE	0%	0%	0%	83%	0%	0%	0%	100%	0%	0%	0%	100%		82%
Graduates - Further Education: 	0	0	0	0	0	0	0	0	0	0	0	0	0	0
Graduates - Unavailable for Employment: 	0	0	0	0	0	0	0	0	0	0	0	0	0	0
Graduates - Available for Employment:	0	0	0	5	0	0	0	1	0	0	0	3	9	100%
Graduates - Employed in Field:	0	0	0	4	0	0	0	1	0	0	0	2	7	78%
EMPLOYMENT RATE	0%	0%	0%	80%	0%	0%	0%	100%	0%	0%	0%	67%		78%
Graduates - Unrelated Occupation:	0	0	0	0	0	0	0	0	0	0	0	0	0	0%
Graduates - Unemployed:	0	0	0	1	0	0	0	0	0	0	0	1	2	22%
Graduates - Unknown:	0	0	0	0	0	0	0	0	0	0	0	0	0	0%
Non-Graduated Students Who Obtained Training Related Employment	0	0	0	0	0	0	0	0	0	0	0	0	0	0%
Employment Rate with Non-Graduated Employed Students	0%	0%	0%	80%	0%	0%	0%	100%	0%	0%	0%	67%		78%

LICENSURE / CERTIFICATION EXAMINATION PASS RATES CHART

Licensure / Certification Name:														
1. Class Start Date:	10/18	11/18	12/18	01/19	02/19	03/19	04/19	05/19	06/19	07/19	08/19	09/19		
2. Number of Graduates:	0	0	0	5	0	0	0	1	0	0	0	3	9	
3. # of Graduates Taking Exam:	0	0	0	0	0	0	0	0	0	0	0	0	0	
4. # of Graduates Passing Exam:	0	0	0	0	0	0	0	0	0	0	0	0	0	
5. Percentage of Grads Passing Exam:	0	0	0	0	0	0	0	0	0	0	0	0	0	Avg.
Licensure / Certification Examination Agency Rate:	0	0	0	0	0	0	0	0	0	0	0	0	0	0
<div style="display: flex; justify-content: space-between; align-items: center;"> Cancel Save </div>														



Log Off
055368
Timeout:
44.9 minutes

- Annual Report
- Programs
- School Info
- DMS
- HELP ?

Annual Report: **2022** School Number: **055368** School Name: **North-West College** Type: **Main** Annual Report Status: **Submitted**

Address1: **2121 W. Garvey Ave., N.** City: **West Covina** State: **CA** Zip: **91790**



GRADUATION AND EMPLOYMENT CHART

You must SAVE the G&E form to calculate totals

Cancel	<input checked="" type="checkbox"/> Complete	Save
Approved Program Title:	Dental Assistant	
Program Code:	106	
Credential:	Diploma	
Report Date:	7/2022	Program Length in Months: <input type="text" value="9"/>
Beginning Date:	3/2020	End Date: <input type="text" value="2/2021"/>
Is this chart for a satellite location? <input type="radio"/> Yes <input checked="" type="radio"/> No ?		
Is this chart for a program offered 100% via Distance Education? <input type="radio"/> Yes <input checked="" type="radio"/> No ?		

REPORTING PERIOD

Class Start Date (eg 01/19):	03/20	04/20	05/20	06/20	07/20	08/20	09/20	10/20	11/20	12/20	01/21	02/21	Total	%
Number Started:	3	1	2	6	3	7	4	1	2	0	1	4	34	
Transfers to Another Program/Cohort:	0	0	1	0	0	1	0	1	0	0	0	0	3	9%
Transfers from Another Program/Cohort:	0	0	0	0	0	0	0	0	0	0	0	0	0	0%
Total Starts (+/- Transfers):	3	1	1	6	3	6	4	0	2	0	1	4	31	
Unavailable for Graduation: ?	0	0	0	0	0	0	0	0	0	0	0	0	0	0%
Students Available For Graduation:	3	1	1	6	3	6	4	0	2	0	1	4	31	100%
Withdrawn/Terminated Students:	1	0	1	4	1	4	0	0	1	0	0	0	12	39%
Graduates within 150% Program Length:	2	1	0	2	2	2	4	0	1	0	1	4	19	61%

GRADUATION RATE	67%	100%	0%	33%	67%	33%	100%	0%	50%	0%	100%	100%		61%
Graduates - Further Education: 	0	0	0	0	0	0	0	0	0	0	0	0	0	0
Graduates - Unavailable for Employment: 	0	0	0	0	0	0	0	0	0	0	0	0	0	0
Graduates - Available for Employment:	2	1	0	2	2	2	4	0	1	0	1	4	19	100%
Graduates - Employed in Field:	1	1	0	1	2	2	3	0	1	0	1	2	14	74%
EMPLOYMENT RATE	50%	100%	0%	50%	100%	100%	75%	0%	100%	0%	100%	50%		74%
Graduates - Unrelated Occupation:	0	0	0	0	0	0	0	0	0	0	0	0	0	0
Graduates - Unemployed:	1	0	0	1	0	0	1	0	0	0	0	2	5	26%
Graduates - Unknown:	0	0	0	0	0	0	0	0	0	0	0	0	0	0
Non-Graduated Students Who Obtained Training Related Employment	0	0	0	0	0	0	0	0	0	0	0	0	0	0
Employment Rate with Non-Graduated Employed Students	50%	100%	0%	50%	100%	100%	75%	0%	100%	0%	100%	50%		74%

LICENSURE / CERTIFICATION EXAMINATION PASS RATES CHART

Licensure / Certification Name:														
1. Class Start Date:	03/20	04/20	05/20	06/20	07/20	08/20	09/20	10/20	11/20	12/20	01/21	02/21		
2. Number of Graduates:	2	1	0	2	2	2	4	0	1	0	1	4	19	
3. # of Graduates Taking Exam:	0	0	0	0	0	0	0	0	0	0	0	0	0	
4. # of Graduates Passing Exam:	0	0	0	0	0	0	0	0	0	0	0	0	0	
5. Percentage of Grads Passing Exam:	0	0	0	0	0	0	0	0	0	0	0	0	0	Avg.
Licensure / Certification Examination Agency Rate:	0	0	0	0	0	0	0	0	0	0	0	0	0	0
<div style="display: flex; justify-content: space-between; align-items: center;"> Cancel Save </div>														

Annual Report: **2022** School Number: **055368** School Name: **North-West College** Type: **Main** Annual Report Status: **Submitted**

Address1: **2121 W. Garvey Ave., N.** City: **West Covina** State: **CA** Zip: **91790**



GRADUATION AND EMPLOYMENT CHART

You must SAVE the G&E form to calculate totals

Cancel	<input checked="" type="checkbox"/> Complete	Save
Approved Program Title:	Eyecare Specialist	
Program Code:	156	
Credential:	Diploma	
Report Date:	7/2022	Program Length in Months: <input type="text" value="8"/>
Beginning Date:	4/2020	End Date: <input type="text" value="3/2021"/>
Is this chart for a satellite location? <input type="radio"/> Yes <input checked="" type="radio"/> No ?		
Is this chart for a program offered 100% via Distance Education? <input type="radio"/> Yes <input checked="" type="radio"/> No ?		

REPORTING PERIOD

Class Start Date (eg 01/19):	04/20	05/20	06/20	07/20	08/20	09/20	10/20	11/20	12/20	01/21	02/21	03/21	Total	%
Number Started:	0	4	0	1	1	0	1	1	2	2	1	1	14	
Transfers to Another Program/Cohort:	0	0	0	0	0	0	0	0	0	0	0	0	0	0%
Transfers from Another Program/Cohort:	0	0	0	0	0	0	0	0	0	0	0	0	0	0%
Total Starts (+/- Transfers):	0	4	0	1	1	0	1	1	2	2	1	1	14	
Unavailable for Graduation: ?	0	0	0	0	0	0	0	0	0	0	0	0	0	0%
Students Available For Graduation:	0	4	0	1	1	0	1	1	2	2	1	1	14	100%
Withdrawn/Terminated Students:	0	3	0	1	0	0	0	1	1	2	0	1	9	64%
Graduates within 150% Program Length:	0	1	0	0	1	0	1	0	1	0	1	0	5	36%

GRADUATION RATE	0%	25%	0%	0%	100%	0%	100%	0%	50%	0%	100%	0%		36%
Graduates - Further Education: 	0	0	0	0	0	0	0	0	0	0	0	0	0	0
Graduates - Unavailable for Employment: 	0	0	0	0	0	0	0	0	0	0	0	0	0	0
Graduates - Available for Employment:	0	1	0	0	1	0	1	0	1	0	1	0	5	100%
Graduates - Employed in Field:	0	1	0	0	1	0	1	0	1	0	0	0	4	80%
EMPLOYMENT RATE	0%	100%	0%	0%	100%	0%	100%	0%	100%	0%	0%	0%		80%
Graduates - Unrelated Occupation:	0	0	0	0	0	0	0	0	0	0	0	0	0	0%
Graduates - Unemployed:	0	0	0	0	0	0	0	0	0	0	1	0	1	20%
Graduates - Unknown:	0	0	0	0	0	0	0	0	0	0	0	0	0	0%
Non-Graduated Students Who Obtained Training Related Employment	0	0	0	0	0	0	0	0	0	0	0	0	0	0%
Employment Rate with Non-Graduated Employed Students	0%	100%	0%	0%	100%	0%	100%	0%	100%	0%	0%	0%		80%

LICENSURE / CERTIFICATION EXAMINATION PASS RATES CHART

Licensure / Certification Name:														
1. Class Start Date:	04/20	05/20	06/20	07/20	08/20	09/20	10/20	11/20	12/20	01/21	02/21	03/21		
2. Number of Graduates:	0	1	0	0	1	0	1	0	1	0	1	0	5	
3. # of Graduates Taking Exam:	0	0	0	0	0	0	0	0	0	0	0	0	0	
4. # of Graduates Passing Exam:	0	0	0	0	0	0	0	0	0	0	0	0	0	
5. Percentage of Grads Passing Exam:	0	0	0	0	0	0	0	0	0	0	0	0	0	Avg.
Licensure / Certification Examination Agency Rate:	0	0	0	0	0	0	0	0	0	0	0	0	0	0
<div style="display: flex; justify-content: space-between; align-items: center;"> Cancel Save </div>														



Log Off
055368
Timeout:
45.0 minutes

- Annual Report
- Programs
- School Info
- DMS
- HELP ?

Annual Report: **2022** School Number: **055368** School Name: **North-West College** Type: **Main** Annual Report Status: **Submitted**

Address1: **2121 W. Garvey Ave., N.** City: **West Covina** State: **CA** Zip: **91790**

GRADUATION AND EMPLOYMENT CHART

You must SAVE the G&E form to calculate totals

Cancel	<input checked="" type="checkbox"/> Complete	Save
---------------	--	-------------



Approved Program Title:	Massage Therapy		
Program Code:	310		
Credential:	Diploma		
Report Date:	7/2022	Program Length in Months: ?	9
Beginning Date:	3/2020	End Date:	2/2021

Is this chart for a satellite location? Yes No [?](#)

Is this chart for a program offered 100% via Distance Education? Yes No [?](#)

REPORTING PERIOD

Class Start Date (eg 01/19):	03/20	04/20	05/20	06/20	07/20	08/20	09/20	10/20	11/20	12/20	01/21	02/21	Total	%
Number Started:	0	3	3	1	1	0	1	2	2	0	1	2	16	
Transfers to Another Program/Cohort:	0	0	0	1	0	0	0	0	0	0	0	0	1	6%
Transfers from Another Program/Cohort:	0	0	0	0	0	0	0	0	0	0	0	0	0	0%
Total Starts (+/- Transfers):	0	3	3	0	1	0	1	2	2	0	1	2	15	
Unavailable for Graduation: ?	0	0	0	0	0	0	0	0	0	0	0	0	0	0%
Students Available For Graduation:	0	3	3	0	1	0	1	2	2	0	1	2	15	100%
Withdrawn/Terminated Students:	0	2	2	0	0	0	0	0	1	0	1	1	7	47%
Graduates within 150% Program Length:	0	1	1	0	1	0	1	2	1	0	0	1	8	53%

GRADUATION RATE	0%	33%	33%	0%	100%	0%	100%	100%	50%	0%	0%	50%		53%
Graduates - Further Education: 	0	0	0	0	0	0	0	0	0	0	0	0	0	0
Graduates - Unavailable for Employment: 	0	0	0	0	0	0	0	0	0	0	0	0	0	0
Graduates - Available for Employment:	0	1	1	0	1	0	1	2	1	0	0	1	8	100%
Graduates - Employed in Field:	0	1	0	0	0	0	1	2	1	0	0	1	6	75%
EMPLOYMENT RATE	0%	100%	0%	0%	0%	0%	100%	100%	100%	0%	0%	100%		75%
Graduates - Unrelated Occupation:	0	0	0	0	0	0	0	0	0	0	0	0	0	0%
Graduates - Unemployed:	0	0	1	0	1	0	0	0	0	0	0	0	2	25%
Graduates - Unknown:	0	0	0	0	0	0	0	0	0	0	0	0	0	0%
Non-Graduated Students Who Obtained Training Related Employment	0	0	0	0	0	0	0	0	0	0	0	0	0	0%
Employment Rate with Non-Graduated Employed Students	0%	100%	0%	0%	0%	0%	100%	100%	100%	0%	0%	100%		75%

LICENSURE / CERTIFICATION EXAMINATION PASS RATES CHART

Licensure / Certification Name:														
1. Class Start Date:	03/20	04/20	05/20	06/20	07/20	08/20	09/20	10/20	11/20	12/20	01/21	02/21		
2. Number of Graduates:	0	1	1	0	1	0	1	2	1	0	0	1	8	
3. # of Graduates Taking Exam:	0	0	0	0	0	0	0	0	0	0	0	0	0	
4. # of Graduates Passing Exam:	0	0	0	0	0	0	0	0	0	0	0	0	0	
5. Percentage of Grads Passing Exam:	0	0	0	0	0	0	0	0	0	0	0	0	0	Avg.
Licensure / Certification Examination Agency Rate:	0	0	0	0	0	0	0	0	0	0	0	0	0	0
<div style="display: flex; justify-content: space-between; align-items: center;"> Cancel Save </div>														



Log Off
055368
Timeout:
45.0 minutes

- Annual Report
- Programs
- School Info
- DMS
- HELP ?

Annual Report: **2022** School Number: **055368** School Name: **North-West College** Type: **Main** Annual Report Status: **Submitted**

Address1: **2121 W. Garvey Ave., N.** City: **West Covina** State: **CA** Zip: **91790**

GRADUATION AND EMPLOYMENT CHART

You must SAVE the G&E form to calculate totals

Cancel	<input checked="" type="checkbox"/> Complete	Save
---------------	--	-------------



Approved Program Title:	Medical Assistant		
Program Code:	124		
Credential:	Diploma		
Report Date:	7/2022	Program Length in Months: ?	9
Beginning Date:	3/2020	End Date:	2/2021

Is this chart for a satellite location? Yes No [?](#)

Is this chart for a program offered 100% via Distance Education? Yes No [?](#)

REPORTING PERIOD

Class Start Date (eg 01/19):	03/20	04/20	05/20	06/20	07/20	08/20	09/20	10/20	11/20	12/20	01/21	02/21	Total	%
Number Started:	9	3	6	12	13	19	23	17	27	15	18	18	180	
Transfers to Another Program/Cohort:	1	0	0	0	0	0	0	1	0	0	0	0	2	1%
Transfers from Another Program/Cohort:	0	0	0	0	0	0	0	0	0	0	0	0	0	0%
Total Starts (+/- Transfers):	8	3	6	12	13	19	23	16	27	15	18	18	178	
Unavailable for Graduation: ?	0	0	0	0	0	0	0	0	0	0	0	0	0	0%
Students Available For Graduation:	8	3	6	12	13	19	23	16	27	15	18	18	178	100%
Withdrawn/Terminated Students:	4	2	4	4	4	5	9	4	12	4	8	5	65	37%
Graduates within 150% Program Length:	4	1	2	8	9	14	14	12	15	11	10	13	113	63%

GRADUATION RATE	50%	33%	33%	67%	69%	74%	61%	75%	56%	73%	56%	72%		63%
Graduates - Further Education: 	0	0	0	0	0	0	0	0	0	0	0	0	0	0
Graduates - Unavailable for Employment: 	0	0	0	0	0	0	0	0	0	0	0	0	0	0
Graduates - Available for Employment:	4	1	2	8	9	14	14	12	15	11	10	13	113	100%
Graduates - Employed in Field:	2	1	2	6	7	12	12	5	13	7	7	7	81	72%
EMPLOYMENT RATE	50%	100%	100%	75%	78%	86%	86%	42%	87%	64%	70%	54%		72%
Graduates - Unrelated Occupation:	0	0	0	0	0	0	0	0	0	0	0	0	0	0
Graduates - Unemployed:	2	0	0	2	2	2	2	7	2	4	3	6	32	28%
Graduates - Unknown:	0	0	0	0	0	0	0	0	0	0	0	0	0	0
Non-Graduated Students Who Obtained Training Related Employment	0	0	0	0	0	0	0	0	0	0	0	0	0	0
Employment Rate with Non-Graduated Employed Students	50%	100%	100%	75%	78%	86%	86%	42%	87%	64%	70%	54%		72%

LICENSURE / CERTIFICATION EXAMINATION PASS RATES CHART

Licensure / Certification Name:														
1. Class Start Date:	03/20	04/20	05/20	06/20	07/20	08/20	09/20	10/20	11/20	12/20	01/21	02/21		
2. Number of Graduates:	4	1	2	8	9	14	14	12	15	11	10	13	113	
3. # of Graduates Taking Exam:	0	0	0	0	0	0	0	0	0	0	0	0	0	
4. # of Graduates Passing Exam:	0	0	0	0	0	0	0	0	0	0	0	0	0	
5. Percentage of Grads Passing Exam:	0	0	0	0	0	0	0	0	0	0	0	0	0	Avg.
Licensure / Certification Examination Agency Rate:	0	0	0	0	0	0	0	0	0	0	0	0	0	0
<div style="display: flex; justify-content: space-between; align-items: center;"> Cancel Save </div>														



Log Off
055368
Timeout:
44.8 minutes

- Annual Report
- Programs
- School Info
- DMS
- HELP ?

Annual Report: **2022** School Number: **055368** School Name: **North-West College** Type: **Main** Annual Report Status: **Submitted**

Address1: **2121 W. Garvey Ave., N.** City: **West Covina** State: **CA** Zip: **91790**

GRADUATION AND EMPLOYMENT CHART

You must SAVE the G&E form to calculate totals

Cancel	<input checked="" type="checkbox"/> Complete	Save
Approved Program Title:	Medical Administrative Assistant	
Program Code:	124	
Credential:	Diploma	
Report Date:	7/2022	Program Length in Months: <input type="text" value="9"/>
Beginning Date:	3/2020	End Date: <input type="text" value="2/2021"/>
Is this chart for a satellite location? <input type="radio"/> Yes <input checked="" type="radio"/> No ?		
Is this chart for a program offered 100% via Distance Education? <input type="radio"/> Yes <input checked="" type="radio"/> No ?		

REPORTING PERIOD

Class Start Date (eg 01/19):	03/20	04/20	05/20	06/20	07/20	08/20	09/20	10/20	11/20	12/20	01/21	02/21	Total	%
Number Started:	0	0	0	0	0	0	0	0	0	0	0	0	0	
Transfers to Another Program/Cohort:	0	0	0	0	0	0	0	0	0	0	0	0	0	0%
Transfers from Another Program/Cohort:	0	0	0	0	0	0	0	0	0	0	0	0	0	0%
Total Starts (+/- Transfers):	0	0	0	0	0	0	0	0	0	0	0	0	0	
Unavailable for Graduation: ?	0	0	0	0	0	0	0	0	0	0	0	0	0	0%
Students Available For Graduation:	0	0	0	0	0	0	0	0	0	0	0	0	0	0%
Withdrawn/Terminated Students:	0	0	0	0	0	0	0	0	0	0	0	0	0	0%
Graduates within 150% Program Length:	0	0	0	0	0	0	0	0	0	0	0	0	0	0%

LICENSURE / CERTIFICATION EXAMINATION PASS RATES CHART

Licensure / Certification Name:														
1. Class Start Date:	03/20	04/20	05/20	06/20	07/20	08/20	09/20	10/20	11/20	12/20	01/21	02/21		
2. Number of Graduates:	0	0	0	0	0	0	0	0	0	0	0	0	0	
3. # of Graduates Taking Exam:	0	0	0	0	0	0	0	0	0	0	0	0	0	
4. # of Graduates Passing Exam:	0	0	0	0	0	0	0	0	0	0	0	0	0	
5. Percentage of Grads Passing Exam:	0	0	0	0	0	0	0	0	0	0	0	0	0	Avg.
Licensure / Certification Examination Agency Rate:	0	0	0	0	0	0	0	0	0	0	0	0	0	0
<div style="display: flex; justify-content: space-between; align-items: center;"> Cancel Save </div>														



Log Off
055368
Timeout:
44.9 minutes

- Annual Report
- Programs
- School Info
- DMS
- HELP ?

Annual Report: **2022** School Number: **055368** School Name: **North-West College** Type: **Main** Annual Report Status: **Submitted**

Address1: **2121 W. Garvey Ave., N.** City: **West Covina** State: **CA** Zip: **91790**



GRADUATION AND EMPLOYMENT CHART

You must SAVE the G&E form to calculate totals

Cancel	<input checked="" type="checkbox"/> Complete	Save
Approved Program Title:	Medical Insurance Biller and Coder	
Program Code:	130	
Credential:	Diploma	
Report Date:	7/2022	Program Length in Months: <input type="text" value="9"/>
Beginning Date:	3/2020	End Date: <input type="text" value="2/2021"/>
Is this chart for a satellite location? <input type="radio"/> Yes <input checked="" type="radio"/> No ?		
Is this chart for a program offered 100% via Distance Education? <input type="radio"/> Yes <input checked="" type="radio"/> No ?		

REPORTING PERIOD

Class Start Date (eg 01/19):	03/20	04/20	05/20	06/20	07/20	08/20	09/20	10/20	11/20	12/20	01/21	02/21	Total	%
Number Started:	5	2	1	4	7	3	8	3	1	2	6	6	48	
Transfers to Another Program/Cohort:	0	0	0	0	0	0	0	0	0	0	0	0	0	0%
Transfers from Another Program/Cohort:	0	0	0	0	0	0	0	0	0	0	0	0	0	0%
Total Starts (+/- Transfers):	5	2	1	4	7	3	8	3	1	2	6	6	48	
Unavailable for Graduation: ?	0	0	0	0	0	0	0	0	0	0	0	0	0	0%
Students Available For Graduation:	5	2	1	4	7	3	8	3	1	2	6	6	48	100%
Withdrawn/Terminated Students:	1	2	1	1	2	2	1	0	0	0	3	3	16	33%
Graduates within 150% Program Length:	4	0	0	3	5	1	7	3	1	2	3	3	32	67%

GRADUATION RATE	80%	0%	0%	75%	71%	33%	88%	100%	100%	100%	50%	50%		67%
Graduates - Further Education: 	0	0	0	0	0	0	0	0	0	0	0	0	0	0
Graduates - Unavailable for Employment: 	0	0	0	0	0	0	0	0	0	0	0	0	0	0
Graduates - Available for Employment:	4	0	0	3	5	1	7	3	1	2	3	3	32	100%
Graduates - Employed in Field:	3	0	0	2	4	0	4	2	0	1	2	3	21	66%
EMPLOYMENT RATE	75%	0%	0%	67%	80%	0%	57%	67%	0%	50%	67%	100%		66%
Graduates - Unrelated Occupation:	0	0	0	0	0	0	0	0	0	0	0	0	0	0
Graduates - Unemployed:	1	0	0	1	1	1	3	1	1	1	1	0	11	34%
Graduates - Unknown:	0	0	0	0	0	0	0	0	0	0	0	0	0	0
Non-Graduated Students Who Obtained Training Related Employment	0	0	0	0	0	0	0	0	0	0	0	0	0	0
Employment Rate with Non-Graduated Employed Students	75%	0%	0%	67%	80%	0%	57%	67%	0%	50%	67%	100%		66%

LICENSURE / CERTIFICATION EXAMINATION PASS RATES CHART

Licensure / Certification Name:														
1. Class Start Date:	03/20	04/20	05/20	06/20	07/20	08/20	09/20	10/20	11/20	12/20	01/21	02/21		
2. Number of Graduates:	4	0	0	3	5	1	7	3	1	2	3	3	32	
3. # of Graduates Taking Exam:	0	0	0	0	0	0	0	0	0	0	0	0	0	
4. # of Graduates Passing Exam:	0	0	0	0	0	0	0	0	0	0	0	0	0	
5. Percentage of Grads Passing Exam:	0	0	0	0	0	0	0	0	0	0	0	0	0	Avg.
Licensure / Certification Examination Agency Rate:	0	0	0	0	0	0	0	0	0	0	0	0	0	0
<div style="display: flex; justify-content: space-between; align-items: center;"> Cancel Save </div>														



Log Off
055368
Timeout:
44.9 minutes

- Annual Report
- Programs
- School Info
- DMS
- HELP ?

Annual Report: **2022** School Number: **055368** School Name: **North-West College** Type: **Main** Annual Report Status: **Submitted**

Address1: **2121 W. Garvey Ave., N.** City: **West Covina** State: **CA** Zip: **91790**

GRADUATION AND EMPLOYMENT CHART

You must SAVE the G&E form to calculate totals

Cancel	<input checked="" type="checkbox"/> Complete	Save
--	--	--



Approved Program Title:	Medical Insurance Biller and Coder - DE		
Program Code:	128		
Credential:	Diploma		
Report Date:	7/2022	Program Length in Months: ?	9
Beginning Date:	3/2020	End Date:	2/2021

Is this chart for a satellite location? Yes No [?](#)

Is this chart for a program offered 100% via Distance Education? Yes No [?](#)

REPORTING PERIOD

Class Start Date (eg 01/19):	03/20	04/20	05/20	06/20	07/20	08/20	09/20	10/20	11/20	12/20	01/21	02/21	Total	%
Number Started:	4	11	4	9	5	9	0	7	4	0	0	2	55	
Transfers to Another Program/Cohort:	0	0	0	0	0	0	0	0	0	0	0	0	0	0%
Transfers from Another Program/Cohort:	0	0	0	0	0	0	0	0	0	0	0	0	0	0%
Total Starts (+/- Transfers):	4	11	4	9	5	9	0	7	4	0	0	2	55	
Unavailable for Graduation: ?	0	0	0	0	0	0	0	0	0	0	0	0	0	0%
Students Available For Graduation:	4	11	4	9	5	9	0	7	4	0	0	2	55	100%
Withdrawn/Terminated Students:	1	6	2	5	2	4	0	4	3	0	0	0	27	49%
Graduates within 150% Program Length:	3	5	2	4	3	5	0	3	1	0	0	2	28	51%

GRADUATION RATE	75%	45%	50%	44%	60%	56%	0%	43%	25%	0%	0%	100%		51%
Graduates - Further Education: 	0	0	0	0	0	0	0	0	0	0	0	0	0	0
Graduates - Unavailable for Employment: 	0	0	0	0	0	0	0	0	0	0	0	0	0	0
Graduates - Available for Employment:	3	5	2	4	3	5	0	3	1	0	0	2	28	100%
Graduates - Employed in Field:	2	3	1	2	2	3	0	1	0	0	0	1	15	54%
EMPLOYMENT RATE	67%	60%	50%	50%	67%	60%	0%	33%	0%	0%	0%	50%		54%
Graduates - Unrelated Occupation:	0	0	0	0	0	0	0	0	0	0	0	0	0	0
Graduates - Unemployed:	1	2	1	2	1	2	0	2	1	0	0	1	13	46%
Graduates - Unknown:	0	0	0	0	0	0	0	0	0	0	0	0	0	0
Non-Graduated Students Who Obtained Training Related Employment	0	0	0	0	0	0	0	0	0	0	0	0	0	0
Employment Rate with Non-Graduated Employed Students	67%	60%	50%	50%	67%	60%	0%	33%	0%	0%	0%	50%		54%

LICENSURE / CERTIFICATION EXAMINATION PASS RATES CHART

Licensure / Certification Name:														
1. Class Start Date:	03/20	04/20	05/20	06/20	07/20	08/20	09/20	10/20	11/20	12/20	01/21	02/21		
2. Number of Graduates:	3	5	2	4	3	5	0	3	1	0	0	2	28	
3. # of Graduates Taking Exam:	0	0	0	0	0	0	0	0	0	0	0	0	0	
4. # of Graduates Passing Exam:	0	0	0	0	0	0	0	0	0	0	0	0	0	
5. Percentage of Grads Passing Exam:	0	0	0	0	0	0	0	0	0	0	0	0	0	Avg.
Licensure / Certification Examination Agency Rate:	0	0	0	0	0	0	0	0	0	0	0	0	0	0
<div style="display: flex; justify-content: space-between; align-items: center;"> Cancel Save </div>														



Log Off
055368
Timeout:
44.9 minutes

- Annual Report
- Programs
- School Info
- DMS
- HELP ?

Annual Report: **2022** School Number: **055368** School Name: **North-West College** Type: **Main** Annual Report Status: **Submitted**

Address1: **2121 W. Garvey Ave., N.** City: **West Covina** State: **CA** Zip: **91790**



GRADUATION AND EMPLOYMENT CHART

You must SAVE the G&E form to calculate totals

Cancel	<input checked="" type="checkbox"/> Complete	Save
Approved Program Title:	Pharmacy Technician	
Program Code:	146	
Credential:	Diploma	
Report Date:	7/2022	Program Length in Months: <input type="text" value="9"/>
Beginning Date:	3/2020	End Date: <input type="text" value="2/2021"/>
Is this chart for a satellite location? <input type="radio"/> Yes <input checked="" type="radio"/> No ?		
Is this chart for a program offered 100% via Distance Education? <input checked="" type="radio"/> Yes <input type="radio"/> No ?		

REPORTING PERIOD

Class Start Date (eg 01/19):	03/20	04/20	05/20	06/20	07/20	08/20	09/20	10/20	11/20	12/20	01/21	02/21	Total	%
Number Started:	2	0	5	6	8	9	3	3	1	2	7	3	49	
Transfers to Another Program/Cohort:	0	0	0	0	0	1	1	0	0	0	1	0	3	6%
Transfers from Another Program/Cohort:	0	0	0	0	0	0	0	0	0	0	0	0	0	0%
Total Starts (+/- Transfers):	2	0	5	6	8	8	2	3	1	2	6	3	46	
Unavailable for Graduation: ?	0	0	0	0	0	0	0	0	0	0	0	0	0	0%
Students Available For Graduation:	2	0	5	6	8	8	2	3	1	2	6	3	46	100%
Withdrawn/Terminated Students:	2	0	2	1	3	2	0	2	1	1	2	0	16	35%
Graduates within 150% Program Length:	0	0	3	5	5	6	2	1	0	1	4	3	30	65%

GRADUATION RATE	0%	0%	60%	83%	63%	75%	100%	33%	0%	50%	67%	100%		65%
Graduates - Further Education: 	0	0	0	0	0	0	0	0	0	0	0	0	0	0
Graduates - Unavailable for Employment: 	0	0	0	0	0	0	0	0	0	0	0	0	0	0
Graduates - Available for Employment:	0	0	3	5	5	6	2	1	0	1	4	3	30	100%
Graduates - Employed in Field:	0	0	3	2	2	4	2	1	0	1	3	3	21	70%
EMPLOYMENT RATE	0%	0%	100%	40%	40%	67%	100%	100%	0%	100%	75%	100%		70%
Graduates - Unrelated Occupation:	0	0	0	0	0	0	0	0	0	0	0	0	0	0
Graduates - Unemployed:	0	0	0	3	3	2	0	0	0	0	1	0	9	30%
Graduates - Unknown:	0	0	0	0	0	0	0	0	0	0	0	0	0	0
Non-Graduated Students Who Obtained Training Related Employment	0	0	0	0	0	0	0	0	0	0	0	0	0	0
Employment Rate with Non-Graduated Employed Students	0%	0%	100%	40%	40%	67%	100%	100%	0%	100%	75%	100%		70%

LICENSURE / CERTIFICATION EXAMINATION PASS RATES CHART

Licensure / Certification Name:														
1. Class Start Date:	03/20	04/20	05/20	06/20	07/20	08/20	09/20	10/20	11/20	12/20	01/21	02/21		
2. Number of Graduates:	0	0	3	5	5	6	2	1	0	1	4	3	30	
3. # of Graduates Taking Exam:	0	0	0	0	0	0	0	0	0	0	0	0	0	
4. # of Graduates Passing Exam:	0	0	0	0	0	0	0	0	0	0	0	0	0	
5. Percentage of Grads Passing Exam:	0	0	0	0	0	0	0	0	0	0	0	0	0	Avg.
Licensure / Certification Examination Agency Rate:	0	0	0	0	0	0	0	0	0	0	0	0	0	0
<div style="display: flex; justify-content: space-between; align-items: center;"> Cancel Save </div>														



Log Off
055368
Timeout:
44.9 minutes

- Annual Report
- Programs
- School Info
- DMS
- HELP ?

Annual Report: **2022** School Number: **055368** School Name: **North-West College** Type: **Main** Annual Report Status: **Submitted**

Address1: **2121 W. Garvey Ave., N.** City: **West Covina** State: **CA** Zip: **91790**

GRADUATION AND EMPLOYMENT CHART

You must SAVE the G&E form to calculate totals

Cancel	<input checked="" type="checkbox"/> Complete	Save
---------------	--	-------------

Approved Program Title:	Surgical Technology		
Program Code:	166		
Credential:	Diploma		
Report Date:	7/2022	Program Length in Months: ?	15
Beginning Date:	6/2019	End Date:	5/2020

Is this chart for a satellite location? Yes No [?](#)

Is this chart for a program offered 100% via Distance Education? Yes No [?](#)

REPORTING PERIOD

Class Start Date (eg 01/19):	06/19	07/19	08/19	09/19	10/19	11/19	12/19	01/20	02/20	03/20	04/20	05/20	Total	%
Number Started:	0	0	12	0	0	0	12	0	0	0	0	0	24	
Transfers to Another Program/Cohort:	0	0	0	0	0	0	0	0	0	0	0	0	0	0%
Transfers from Another Program/Cohort:	0	0	0	0	0	0	0	0	0	0	0	0	0	0%
Total Starts (+/- Transfers):	0	0	12	0	0	0	12	0	0	0	0	0	24	
Unavailable for Graduation: ?	0	0	0	0	0	0	0	0	0	0	0	0	0	0%
Students Available For Graduation:	0	0	12	0	0	0	12	0	0	0	0	0	24	100%
Withdrawn/Terminated Students:	0	0	2	0	0	0	3	0	0	0	0	0	5	21%
Graduates within 150% Program Length:	0	0	10	0	0	0	9	0	0	0	0	0	19	79%

LICENSURE / CERTIFICATION EXAMINATION PASS RATES CHART

Licensure / Certification Name:														
1. Class Start Date:	06/19	07/19	08/19	09/19	10/19	11/19	12/19	01/20	02/20	03/20	04/20	05/20		
2. Number of Graduates:	0	0	10	0	0	0	9	0	0	0	0	0	19	
3. # of Graduates Taking Exam:	0	0	0	0	0	0	0	0	0	0	0	0	0	
4. # of Graduates Passing Exam:	0	0	0	0	0	0	0	0	0	0	0	0	0	
5. Percentage of Grads Passing Exam:	0	0	0	0	0	0	0	0	0	0	0	0	0	Avg.
Licensure / Certification Examination Agency Rate:	0	0	0	0	0	0	0	0	0	0	0	0	0	0
<div style="display: flex; justify-content: space-between; align-items: center;"> Cancel Save </div>														



Log Off
055368
Timeout:
44.9 minutes

- Annual Report
- Programs
- School Info
- DMS
- HELP ?

Annual Report: **2022** School Number: **055368** School Name: **North-West College** Type: **Main** Annual Report Status: **Submitted**

Address1: **2121 W. Garvey Ave., N.** City: **West Covina** State: **CA** Zip: **91790**

GRADUATION AND EMPLOYMENT CHART

You must SAVE the G&E form to calculate totals

Cancel	<input checked="" type="checkbox"/> Complete	Save
Approved Program Title:	Surgical Technology	
Program Code:	166	
Credential:	AOS	
Report Date:	7/2022	Program Length in Months: <input type="text" value="19"/>
Beginning Date:	12/2018	End Date: <input type="text" value="11/2019"/>
Is this chart for a satellite location? <input type="radio"/> Yes <input checked="" type="radio"/> No ?		
Is this chart for a program offered 100% via Distance Education? <input checked="" type="radio"/> Yes <input type="radio"/> No ?		

REPORTING PERIOD

Class Start Date (eg 01/19):	12/18	01/19	02/19	03/19	04/19	05/19	06/19	07/19	08/19	09/19	10/19	11/19	Total	%
Number Started:	0	0	0	0	0	0	0	0	0	0	0	0	0	
Transfers to Another Program/Cohort:	0	0	0	0	0	0	0	0	0	0	0	0	0	0%
Transfers from Another Program/Cohort:	0	0	0	0	0	0	0	0	0	0	0	0	0	0%
Total Starts (+/- Transfers):	0	0	0	0	0	0	0	0	0	0	0	0	0	
Unavailable for Graduation: ?	0	0	0	0	0	0	0	0	0	0	0	0	0	0%
Students Available For Graduation:	0	0	0	0	0	0	0	0	0	0	0	0	0	0%
Withdrawn/Terminated Students:	0	0	0	0	0	0	0	0	0	0	0	0	0	0%
Graduates within 150% Program Length:	0	0	0	0	0	0	0	0	0	0	0	0	0	0%

LICENSURE / CERTIFICATION EXAMINATION PASS RATES CHART

Licensure / Certification Name:														
1. Class Start Date:	12/18	01/19	02/19	03/19	04/19	05/19	06/19	07/19	08/19	09/19	10/19	11/19		
2. Number of Graduates:	0	0	0	0	0	0	0	0	0	0	0	0	0	
3. # of Graduates Taking Exam:	0	0	0	0	0	0	0	0	0	0	0	0	0	
4. # of Graduates Passing Exam:	0	0	0	0	0	0	0	0	0	0	0	0	0	
5. Percentage of Grads Passing Exam:	0	0	0	0	0	0	0	0	0	0	0	0	0	Avg.
Licensure / Certification Examination Agency Rate:	0	0	0	0	0	0	0	0	0	0	0	0	0	0
<div style="display: flex; justify-content: space-between; align-items: center;"> Cancel Save </div>														



Log Off
055368
Timeout:
44.9 minutes

- Annual Report
- Programs
- School Info
- DMS
- HELP ?

Annual Report: **2022** School Number: **055368** School Name: **North-West College** Type: **Main** Annual Report Status: **Submitted**

Address1: **2121 W. Garvey Ave., N.** City: **West Covina** State: **CA** Zip: **91790**



GRADUATION AND EMPLOYMENT CHART

You must SAVE the G&E form to calculate totals

Cancel	<input checked="" type="checkbox"/> Complete	Save
Approved Program Title:	Vocational Nurse	
Program Code:	1715	
Credential:	Diploma	
Report Date:	7/2022	Program Length in Months: <input type="text" value="15"/>
Beginning Date:	6/2019	End Date: <input type="text" value="5/2020"/>
Is this chart for a satellite location? <input type="radio"/> Yes <input checked="" type="radio"/> No ?		
Is this chart for a program offered 100% via Distance Education? <input checked="" type="radio"/> Yes <input type="radio"/> No ?		

REPORTING PERIOD

Class Start Date (eg 01/19):	06/19	07/19	08/19	09/19	10/19	11/19	12/19	01/20	02/20	03/20	04/20	05/20	Total	%
Number Started:	0	0	41	1	0	35	3	3	0	52	0	1	136	
Transfers to Another Program/Cohort:	0	0	0	0	0	0	0	0	0	0	0	0	0	0%
Transfers from Another Program/Cohort:	0	0	0	0	0	0	0	0	0	0	0	0	0	0%
Total Starts (+/- Transfers):	0	0	41	1	0	35	3	3	0	52	0	1	136	
Unavailable for Graduation: ?	0	0	0	0	0	0	0	0	0	0	0	0	0	0%
Students Available For Graduation:	0	0	41	1	0	35	3	3	0	52	0	1	136	100%
Withdrawn/Terminated Students:	0	0	15	1	0	10	2	0	0	15	0	1	44	32%
Graduates within 150% Program Length:	0	0	26	0	0	25	1	3	0	37	0	0	92	68%

GRADUATION RATE	0%	0%	63%	0%	0%	71%	33%	100%	0%	71%	0%	0%		68%
Graduates - Further Education: 	0	0	1	0	0	0	0	0	0	0	0	0	1	1%
Graduates - Unavailable for Employment: 	0	0	0	0	0	0	0	0	0	0	0	0	0	0%
Graduates - Available for Employment:	0	0	25	0	0	25	1	3	0	37	0	0	91	99%
Graduates - Employed in Field:	0	0	17	0	0	17	1	2	0	27	0	0	64	70%
EMPLOYMENT RATE	0%	0%	68%	0%	0%	68%	100%	67%	0%	73%	0%	0%		70%
Graduates - Unrelated Occupation:	0	0	0	0	0	0	0	0	0	0	0	0	0	0%
Graduates - Unemployed:	0	0	8	0	0	8	0	1	0	10	0	0	27	30%
Graduates - Unknown:	0	0	0	0	0	0	0	0	0	0	0	0	0	0%
Non-Graduated Students Who Obtained Training Related Employment	0	0	0	0	0	0	0	0	0	0	0	0	0	0%
Employment Rate with Non-Graduated Employed Students	0%	0%	68%	0%	0%	68%	100%	67%	0%	73%	0%	0%		70%

LICENSURE / CERTIFICATION EXAMINATION PASS RATES CHART

Licensure / Certification Name:	BVNPT													
1. Class Start Date:	06/19	07/19	08/19	09/19	10/19	11/19	12/19	01/20	02/20	03/20	04/20	05/20		
2. Number of Graduates:	0	0	26	0	0	25	1	3	0	37	0	0	92	
3. # of Graduates Taking Exam:	0	0	26	0	0	23	1	2	0	35	0	0	87	
4. # of Graduates Passing Exam:	0	0	18	0	0	16	1	2	0	28	0	0	65	
5. Percentage of Grads Passing Exam:	0	0	69	0	0	70	100	100	0	80	0	0	75	Avg.
Licensure / Certification Examination Agency Rate:	0	0	0	0	0	0	0	0	0	0	0	0	0	0
<div style="display: flex; justify-content: space-between; align-items: center;"> Cancel Save </div>														