



Log Off
001265
Timeout:
44.9 minutes

- Annual Report
- Programs
- School Info
- DMS
- HELP ?

Annual Report: **2022** School Number: **001265** School Name: **North-West College** Type: **Main** Annual Report Status: **Submitted**

Address1: **14540 Haynes St.** City: **Van Nuys** State: **CA** Zip: **91411**

GRADUATION AND EMPLOYMENT CHART

You must SAVE the G&E form to calculate totals



Cancel	<input checked="" type="checkbox"/> Complete	Save
Approved Program Title:	Dental Assistant	
Program Code:	106	
Credential:	Diploma	
Report Date:	7/2022	Program Length in Months: <input type="text" value="9"/>
Beginning Date:	3/2020	End Date: 2/2021

Is this chart for a satellite location? Yes No [?](#)

Is this chart for a program offered 100% via Distance Education? Yes No [?](#)

REPORTING PERIOD

Class Start Date (eg 01/19):	03/20	04/20	05/20	06/20	07/20	08/20	09/20	10/20	11/20	12/20	01/21	02/21	Total	%
Number Started:	0	0	0	3	1	4	1	0	1	2	4	2	18	
Transfers to Another Program/Cohort:	0	0	0	0	0	0	0	0	0	0	0	0	0	0%
Transfers from Another Program/Cohort:	0	0	0	0	0	0	0	0	0	0	0	0	0	0%
Total Starts (+/- Transfers):	0	0	0	3	1	4	1	0	1	2	4	2	18	
Unavailable for Graduation: ?	0	0	0	0	0	0	0	0	0	0	0	0	0	0%
Students Available For Graduation:	0	0	0	3	1	4	1	0	1	2	4	2	18	100%
Withdrawn/Terminated Students:	0	0	0	2	1	1	0	0	1	0	0	1	6	33%
Graduates within 150% Program Length:	0	0	0	1	0	3	1	0	0	2	4	1	12	67%

GRADUATION RATE	0%	0%	0%	33%	0%	75%	100%	0%	0%	100%	100%	50%		67%
Graduates - Further Education: 	0	0	0	0	0	0	0	0	0	0	0	0	0	0
Graduates - Unavailable for Employment: 	0	0	0	0	0	0	0	0	0	0	0	0	0	0
Graduates - Available for Employment:	0	0	0	1	0	3	1	0	0	2	4	1	12	100%
Graduates - Employed in Field:	0	0	0	1	0	3	1	0	0	2	3	1	11	92%
EMPLOYMENT RATE	0%	0%	0%	100%	0%	100%	100%	0%	0%	100%	75%	100%		92%
Graduates - Unrelated Occupation:	0	0	0	0	0	0	0	0	0	0	0	0	0	0%
Graduates - Unemployed:	0	0	0	0	0	0	0	0	0	0	1	0	1	8%
Graduates - Unknown:	0	0	0	0	0	0	0	0	0	0	0	0	0	0%
Non-Graduated Students Who Obtained Training Related Employment	0	0	0	0	0	0	0	0	0	0	0	0	0	0%
Employment Rate with Non-Graduated Employed Students	0%	0%	0%	100%	0%	100%	100%	0%	0%	100%	75%	100%		92%

LICENSURE / CERTIFICATION EXAMINATION PASS RATES CHART

Licensure / Certification Name:														
1. Class Start Date:	03/20	04/20	05/20	06/20	07/20	08/20	09/20	10/20	11/20	12/20	01/21	02/21		
2. Number of Graduates:	0	0	0	1	0	3	1	0	0	2	4	1	12	
3. # of Graduates Taking Exam:	0	0	0	0	0	0	0	0	0	0	0	0	0	
4. # of Graduates Passing Exam:	0	0	0	0	0	0	0	0	0	0	0	0	0	
5. Percentage of Grads Passing Exam:	0	0	0	0	0	0	0	0	0	0	0	0	0	Avg.
Licensure / Certification Examination Agency Rate:	0	0	0	0	0	0	0	0	0	0	0	0	0	0
<div style="display: flex; justify-content: space-between; align-items: center;"> Cancel Save </div>														



Log Off
001265
Timeout:
45.0 minutes

- Annual Report
- Programs
- School Info
- DMS
- HELP ?

Annual Report: **2022** School Number: **001265** School Name: **North-West College** Type: **Main** Annual Report Status: **Submitted**

Address1: **14540 Haynes St.** City: **Van Nuys** State: **CA** Zip: **91411**

GRADUATION AND EMPLOYMENT CHART

You must SAVE the G&E form to calculate totals



Cancel	<input checked="" type="checkbox"/> Complete	Save
Approved Program Title:	Medical Assistant	
Program Code:	124	
Credential:	Diploma	
Report Date:	7/2022	Program Length in Months: <input type="text" value="9"/>
Beginning Date:	3/2020	End Date: 2/2021

Is this chart for a satellite location? Yes No [?](#)

Is this chart for a program offered 100% via Distance Education? Yes No [?](#)

REPORTING PERIOD

Class Start Date (eg 01/19):	03/20	04/20	05/20	06/20	07/20	08/20	09/20	10/20	11/20	12/20	01/21	02/21	Total	%
Number Started:	4	2	5	6	5	10	3	6	5	3	6	8	63	
Transfers to Another Program/Cohort:	0	1	0	0	0	0	0	0	0	1	0	0	2	3%
Transfers from Another Program/Cohort:	0	0	0	0	0	0	0	0	0	0	0	0	0	0%
Total Starts (+/- Transfers):	4	1	5	6	5	10	3	6	5	2	6	8	61	
Unavailable for Graduation: ?	0	0	0	0	0	0	0	0	0	0	0	0	0	0%
Students Available For Graduation:	4	1	5	6	5	10	3	6	5	2	6	8	61	100%
Withdrawn/Terminated Students:	2	0	2	1	2	5	2	1	2	0	3	0	20	33%
Graduates within 150% Program Length:	2	1	3	5	3	5	1	5	3	2	3	8	41	67%

GRADUATION RATE	50%	100%	60%	83%	60%	50%	33%	83%	60%	100%	50%	100%		67%
Graduates - Further Education: 	0	0	0	0	0	0	0	0	0	0	0	0	0	0
Graduates - Unavailable for Employment: 	0	0	0	0	0	0	0	0	0	0	0	0	0	0
Graduates - Available for Employment:	2	1	3	5	3	5	1	5	3	2	3	8	41	100%
Graduates - Employed in Field:	1	1	3	4	0	4	1	3	1	2	2	7	29	71%
EMPLOYMENT RATE	50%	100%	100%	80%	0%	80%	100%	60%	33%	100%	67%	88%		71%
Graduates - Unrelated Occupation:	0	0	0	0	0	0	0	0	0	0	0	0	0	0
Graduates - Unemployed:	1	0	0	1	3	1	0	2	2	0	1	1	12	29%
Graduates - Unknown:	0	0	0	0	0	0	0	0	0	0	0	0	0	0
Non-Graduated Students Who Obtained Training Related Employment	0	0	0	0	0	0	0	0	0	0	0	0	0	0
Employment Rate with Non-Graduated Employed Students	50%	100%	100%	80%	0%	80%	100%	60%	33%	100%	67%	88%		71%

LICENSURE / CERTIFICATION EXAMINATION PASS RATES CHART

Licensure / Certification Name:														
1. Class Start Date:	03/20	04/20	05/20	06/20	07/20	08/20	09/20	10/20	11/20	12/20	01/21	02/21		
2. Number of Graduates:	2	1	3	5	3	5	1	5	3	2	3	8	41	
3. # of Graduates Taking Exam:	0	0	0	0	0	0	0	0	0	0	0	0	0	
4. # of Graduates Passing Exam:	0	0	0	0	0	0	0	0	0	0	0	0	0	
5. Percentage of Grads Passing Exam:	0	0	0	0	0	0	0	0	0	0	0	0	0	Avg.
Licensure / Certification Examination Agency Rate:	0	0	0	0	0	0	0	0	0	0	0	0	0	0
<div style="display: flex; justify-content: space-between; align-items: center;"> Cancel Save </div>														



Log Off
001265
Timeout:
44.9 minutes

Annual Report

Programs

School Info

DMS

HELP ?

Annual Report: **2022** School Number: **001265** School Name: **North-West College** Type: **Main** Annual Report Status: **Submitted**
Address1: **14540 Haynes St.** City: **Van Nuys** State: **CA** Zip: **91411**

GRADUATION AND EMPLOYMENT CHART

You must SAVE the G&E form to calculate totals



Cancel	<input checked="" type="checkbox"/> Complete		Save
Approved Program Title:	Medical Insurance Biller and Coder		
Program Code:	130		
Credential:	Diploma		
Report Date:	7/2022	Program Length in Months: ?	9
Beginning Date:	3/2020	End Date:	2/2021

Is this chart for a satellite location? Yes No [?](#)

Is this chart for a program offered 100% via Distance Education? Yes No [?](#)

REPORTING PERIOD

Class Start Date (eg 01/19):	03/20	04/20	05/20	06/20	07/20	08/20	09/20	10/20	11/20	12/20	01/21	02/21	Total	%
Number Started:	3	1	3	2	3	4	0	0	2	1	6	3	28	
Transfers to Another Program/Cohort:	0	0	0	0	0	0	0	0	0	0	0	0	0	0%
Transfers from Another Program/Cohort:	0	0	0	0	0	0	0	0	0	0	0	0	0	0%
Total Starts (+/- Transfers):	3	1	3	2	3	4	0	0	2	1	6	3	28	
Unavailable for Graduation: ?	0	0	0	0	0	0	0	0	0	0	0	0	0	0%
Students Available For Graduation:	3	1	3	2	3	4	0	0	2	1	6	3	28	100%
Withdrawn/Terminated Students:	1	0	2	0	1	1	0	0	0	0	1	1	7	25%
Graduates within 150% Program Length:	2	1	1	2	2	3	0	0	2	1	5	2	21	75%

GRADUATION RATE	67%	100%	33%	100%	67%	75%	0%	0%	100%	100%	83%	67%		75%
Graduates - Further Education: 	0	0	0	0	0	0	0	0	0	0	0	0	0	0%
Graduates - Unavailable for Employment: 	0	0	0	0	0	0	0	0	0	0	0	0	0	0%
Graduates - Available for Employment:	2	1	1	2	2	3	0	0	2	1	5	2	21	100%
Graduates - Employed in Field:	2	1	1	2	1	2	0	0	1	1	5	2	18	86%
EMPLOYMENT RATE	100%	100%	100%	100%	50%	67%	0%	0%	50%	100%	100%	100%		86%
Graduates - Unrelated Occupation:	0	0	0	0	0	0	0	0	0	0	0	0	0	0%
Graduates - Unemployed:	0	0	0	0	1	1	0	0	1	0	0	0	3	14%
Graduates - Unknown:	0	0	0	0	0	0	0	0	0	0	0	0	0	0%
Non-Graduated Students Who Obtained Training Related Employment	0	0	0	0	0	0	0	0	0	0	0	0	0	0%
Employment Rate with Non-Graduated Employed Students	100%	100%	100%	100%	50%	67%	0%	0%	50%	100%	100%	100%		86%

LICENSURE / CERTIFICATION EXAMINATION PASS RATES CHART

Licensure / Certification Name:														
1. Class Start Date:	03/20	04/20	05/20	06/20	07/20	08/20	09/20	10/20	11/20	12/20	01/21	02/21		
2. Number of Graduates:	2	1	1	2	2	3	0	0	2	1	5	2	21	
3. # of Graduates Taking Exam:	0	0	0	0	0	0	0	0	0	0	0	0	0	
4. # of Graduates Passing Exam:	0	0	0	0	0	0	0	0	0	0	0	0	0	
5. Percentage of Grads Passing Exam:	0	0	0	0	0	0	0	0	0	0	0	0	0	Avg.
Licensure / Certification Examination Agency Rate:	0	0	0	0	0	0	0	0	0	0	0	0	0	0
<div style="display: flex; justify-content: space-between; align-items: center;"> Cancel Save </div>														

Annual Report: **2022** School Number: **001265** School Name: **North-West College** Type: **Main** Annual Report Status: **Submitted**

Address1: **14540 Haynes St.** City: **Van Nuys** State: **CA** Zip: **91411**

GRADUATION AND EMPLOYMENT CHART

You must SAVE the G&E form to calculate totals



Cancel	<input checked="" type="checkbox"/> Complete			Save
Approved Program Title:	Pharmacy Technician			
Program Code:	146			
Credential:	Diploma			
Report Date:	7/2022	Program Length in Months:	9	
Beginning Date:	3/2020	End Date:	2/2021	

Is this chart for a satellite location? Yes No

Is this chart for a program offered 100% via Distance Education? Yes No

REPORTING PERIOD

Class Start Date (eg 01/19):	03/20	04/20	05/20	06/20	07/20	08/20	09/20	10/20	11/20	12/20	01/21	02/21	Total	%
Number Started:	1	0	1	0	4	2	2	1	0	0	2	1	14	
Transfers to Another Program/Cohort:	0	0	0	0	0	0	0	0	0	0	0	0	0	0%
Transfers from Another Program/Cohort:	0	0	0	0	0	0	0	0	0	0	0	0	0	0%
Total Starts (+/- Transfers):	1	0	1	0	4	2	2	1	0	0	2	1	14	
Unavailable for Graduation:	0	0	0	0	0	0	0	0	0	0	0	0	0	0%
Students Available For Graduation:	1	0	1	0	4	2	2	1	0	0	2	1	14	100%
Withdrawn/Terminated Students:	1	0	0	0	0	2	0	0	0	0	0	1	4	29%
Graduates within 150% Program Length:	0	0	1	0	4	0	2	1	0	0	2	0	10	71%

GRADUATION RATE	0%	0%	100%	0%	100%	0%	100%	100%	0%	0%	100%	0%		71%
Graduates - Further Education: 	0	0	0	0	0	0	0	0	0	0	0	0	0	0
Graduates - Unavailable for Employment: 	0	0	0	0	0	0	0	0	0	0	0	0	0	0
Graduates - Available for Employment:	0	0	1	0	4	0	2	1	0	0	2	0	10	100%
Graduates - Employed in Field:	0	0	1	0	1	0	2	1	0	0	2	0	7	70%
EMPLOYMENT RATE	0%	0%	100%	0%	25%	0%	100%	100%	0%	0%	100%	0%		70%
Graduates - Unrelated Occupation:	0	0	0	0	0	0	0	0	0	0	0	0	0	0
Graduates - Unemployed:	0	0	0	0	3	0	0	0	0	0	0	0	3	30%
Graduates - Unknown:	0	0	0	0	0	0	0	0	0	0	0	0	0	0
Non-Graduated Students Who Obtained Training Related Employment	0	0	0	0	0	0	0	0	0	0	0	0	0	0
Employment Rate with Non-Graduated Employed Students	0%	0%	100%	0%	25%	0%	100%	100%	0%	0%	100%	0%		70%

LICENSURE / CERTIFICATION EXAMINATION PASS RATES CHART

Licensure / Certification Name:														
1. Class Start Date:	03/20	04/20	05/20	06/20	07/20	08/20	09/20	10/20	11/20	12/20	01/21	02/21		
2. Number of Graduates:	0	0	1	0	4	0	2	1	0	0	2	0	10	
3. # of Graduates Taking Exam:	0	0	0	0	0	0	0	0	0	0	0	0	0	
4. # of Graduates Passing Exam:	0	0	0	0	0	0	0	0	0	0	0	0	0	
5. Percentage of Grads Passing Exam:	0	0	0	0	0	0	0	0	0	0	0	0	0	Avg.
Licensure / Certification Examination Agency Rate:	0	0	0	0	0	0	0	0	0	0	0	0	0	0
<div style="display: flex; justify-content: space-between; align-items: center;"> Cancel Save </div>														



Log Off
001265
Timeout:
44.8 minutes

Annual Report

Programs

School Info

DMS

HELP ?

Annual Report: **2022** School Number: **001265** School Name: **North-West College** Type: **Main** Annual Report Status: **Submitted**
Address1: **14540 Haynes St.** City: **Van Nuys** State: **CA** Zip: **91411**



GRADUATION AND EMPLOYMENT CHART

You must SAVE the G&E form to calculate totals

Cancel		<input checked="" type="checkbox"/> Complete		Save	
Approved Program Title:	Vocational Nurse				
Program Code:	1715				
Credential:	Diploma				
Report Date:	7/2022	Program Length in Months: ?	15		
Beginning Date:	6/2019	End Date:	5/2020		
Is this chart for a satellite location? <input type="radio"/> Yes <input checked="" type="radio"/> No ?					
Is this chart for a program offered 100% via Distance Education? <input type="radio"/> Yes <input checked="" type="radio"/> No ?					

REPORTING PERIOD

Class Start Date (eg 01/19):	06/19	07/19	08/19	09/19	10/19	11/19	12/19	01/20	02/20	03/20	04/20	05/20	Total	%
Number Started:	0	0	30	0	0	0	15	1	0	0	26	1	73	
Transfers to Another Program/Cohort:	0	0	0	0	0	0	1	0	0	0	0	0	1	1%
Transfers from Another Program/Cohort:	0	0	0	0	0	0	0	0	0	0	0	0	0	0%
Total Starts (+/- Transfers):	0	0	30	0	0	0	14	1	0	0	26	1	72	
Unavailable for Graduation: ?	0	0	0	0	0	0	0	0	0	0	0	0	0	0%
Students Available For Graduation:	0	0	30	0	0	0	14	1	0	0	26	1	72	100%
Withdrawn/Terminated Students:	0	0	14	0	0	0	10	1	0	0	12	0	37	51%
Graduates within 150% Program Length:	0	0	16	0	0	0	4	0	0	0	14	1	35	49%

GRADUATION RATE	0%	0%	53%	0%	0%	0%	29%	0%	0%	0%	54%	100%		49%
Graduates - Further Education: 	0	0	0	0	0	0	0	0	0	0	0	0	0	0
Graduates - Unavailable for Employment: 	0	0	0	0	0	0	0	0	0	0	0	0	0	0
Graduates - Available for Employment:	0	0	16	0	0	0	4	0	0	0	14	1	35	100%
Graduates - Employed in Field:	0	0	12	0	0	0	3	0	0	0	11	1	27	77%
EMPLOYMENT RATE	0%	0%	75%	0%	0%	0%	75%	0%	0%	0%	79%	100%		77%
Graduates - Unrelated Occupation:	0	0	0	0	0	0	0	0	0	0	0	0	0	0
Graduates - Unemployed:	0	0	4	0	0	0	1	0	0	0	3	0	8	23%
Graduates - Unknown:	0	0	0	0	0	0	0	0	0	0	0	0	0	0
Non-Graduated Students Who Obtained Training Related Employment	0	0	0	0	0	0	0	0	0	0	0	0	0	0
Employment Rate with Non-Graduated Employed Students	0%	0%	75%	0%	0%	0%	75%	0%	0%	0%	79%	100%		77%

LICENSURE / CERTIFICATION EXAMINATION PASS RATES CHART

Licensure / Certification Name:	BVNPT													
1. Class Start Date:	06/19	07/19	08/19	09/19	10/19	11/19	12/19	01/20	02/20	03/20	04/20	05/20		
2. Number of Graduates:	0	0	16	0	0	0	4	0	0	0	14	1	35	
3. # of Graduates Taking Exam:	0	0	15	0	0	0	4	0	0	0	14	1	34	
4. # of Graduates Passing Exam:	0	0	14	0	0	0	3	0	0	0	14	1	32	
5. Percentage of Grads Passing Exam:	0	0	93	0	0	0	75	0	0	0	100	100	94	Avg.
Licensure / Certification Examination Agency Rate:	0	0	0	0	0	0	0	0	0	0	0	0	0	0
<div style="display: flex; justify-content: space-between; align-items: center;"> Cancel Save </div>														



Log Off
001265
Timeout:
44.9 minutes

- Annual Report
- Programs
- School Info
- DMS
- HELP ?

Annual Report: **2022** School Number: **001265** School Name: **North-West College** Type: **Main** Annual Report Status: **Submitted**

Address1: **14540 Haynes St.** City: **Van Nuys** State: **CA** Zip: **91411**

GRADUATION AND EMPLOYMENT CHART

You must SAVE the G&E form to calculate totals

Cancel	<input checked="" type="checkbox"/> Complete	Save
Approved Program Title:	Healthcare Administration	
Program Code:	120	
Credential:	AS	
Report Date:	7/2022	Program Length in Months: <input type="text" value="20"/>
Beginning Date:	10/2018	End Date: 9/2019
Is this chart for a satellite location? <input type="radio"/> Yes <input checked="" type="radio"/> No ?		
Is this chart for a program offered 100% via Distance Education? <input checked="" type="radio"/> Yes <input type="radio"/> No ?		

REPORTING PERIOD

Class Start Date (eg 01/19):	10/18	11/18	12/18	01/19	02/19	03/19	04/19	05/19	06/19	07/19	08/19	09/19	Total	%
Number Started:	0	0	0	0	0	0	0	0	0	0	0	0	0	
Transfers to Another Program/Cohort:	0	0	0	0	0	0	0	0	0	0	0	0	0	0%
Transfers from Another Program/Cohort:	0	0	0	0	0	0	0	0	0	0	0	0	0	0%
Total Starts (+/- Transfers):	0	0	0	0	0	0	0	0	0	0	0	0	0	
Unavailable for Graduation: ?	0	0	0	0	0	0	0	0	0	0	0	0	0	0%
Students Available For Graduation:	0	0	0	0	0	0	0	0	0	0	0	0	0	0%
Withdrawn/Terminated Students:	0	0	0	0	0	0	0	0	0	0	0	0	0	0%
Graduates within 150% Program Length:	0	0	0	0	0	0	0	0	0	0	0	0	0	0%

LICENSURE / CERTIFICATION EXAMINATION PASS RATES CHART

Licensure / Certification Name:														
1. Class Start Date:	10/18	11/18	12/18	01/19	02/19	03/19	04/19	05/19	06/19	07/19	08/19	09/19		
2. Number of Graduates:	0	0	0	0	0	0	0	0	0	0	0	0	0	
3. # of Graduates Taking Exam:	0	0	0	0	0	0	0	0	0	0	0	0	0	
4. # of Graduates Passing Exam:	0	0	0	0	0	0	0	0	0	0	0	0	0	
5. Percentage of Grads Passing Exam:	0	0	0	0	0	0	0	0	0	0	0	0	0	Avg.
Licensure / Certification Examination Agency Rate:	0	0	0	0	0	0	0	0	0	0	0	0	0	0
<div style="display: flex; justify-content: space-between; align-items: center;"> Cancel Save </div>														