



Log Off
070772
Timeout:
44.6 minutes

- Annual Report
- Programs
- School Info
- DMS
- HELP ?

Annual Report: **2023** School Number: **070772** School Name: **North-West College** Type: **Branch** Annual Report Status: **Not Submitted**

Address1: **4550 LaSierra Ave.** City: **Riverside** State: **CA** Zip: **92505**

GRADUATION AND EMPLOYMENT CHART

You must SAVE the G&E form to calculate totals



Cancel	<input type="checkbox"/> Complete	Save
Approved Program Title:	Dental Assistant	
Program Code:	106	
Credential:	Diploma	
Report Date:	7/2023	Program Length in Months: <input type="text" value="9"/>
Beginning Date:	3/2021	End Date: <input type="text" value="2/2022"/>
CALCULATE		

Is this chart for a satellite location? Yes No [?](#)

Is this chart for a program offered 100% via Distance Education? Yes No [?](#)

REPORTING PERIOD

Class Start Date (eg 01/21):	03/21	04/21	05/21	06/21	07/21	08/21	09/21	10/21	11/21	12/21	01/22	02/22	Total	%
Number Started:	3	2	2	5	1	1	1	5	5	6	3	4	38	
Transfers to Another Program/Cohort:	0	0	0	1	0	0	0	0	0	0	0	0	1	3%
Transfers from Another Program/Cohort:	0	0	0	0	0	0	0	0	0	0	0	0	0	0%
Total Starts (+/- Transfers):	3	2	2	4	1	1	1	5	5	6	3	4	37	
Unavailable for Graduation: ?	0	0	0	0	0	0	0	0	0	0	0	0	0	0%
Students Available For Graduation:	3	2	2	4	1	1	1	5	5	6	3	4	37	100%
Withdrawn/Terminated Students:	1	0	1	2	1	0	1	1	1	4	1	0	13	35%
Graduates within 150% Program Length:	2	2	1	2	0	1	0	4	4	2	2	4	24	65%

GRADUATION RATE	67%	100%	50%	50%	0%	100%	0%	80%	80%	33%	67%	100%		65%
Graduates - Further Education: 	0	0	0	0	0	0	0	0	0	0	0	0	0	0%
Graduates - Unavailable for Employment: 	0	0	0	0	0	0	0	0	0	0	0	0	0	0%
Graduates - Available for Employment:	2	2	1	2	0	1	0	4	4	2	2	4	24	100%
Graduates - Employed in Field:	2	2	1	1	0	0	0	4	4	2	2	3	21	88%
EMPLOYMENT RATE	100%	100%	100%	50%	0%	0%	0%	100%	100%	100%	100%	75%		88%
Graduates - Unrelated Occupation:	0	0	0	0	0	0	0	0	0	0	0	0	0	0%
Graduates - Unemployed:	0	0	0	1	0	1	0	0	0	0	0	1	3	13%
Graduates - Unknown:	0	0	0	0	0	0	0	0	0	0	0	0	0	0%
Non-Graduated Students Who Obtained Training Related Employment	0	0	0	0	0	0	0	0	0	0	0	0	0	0%
Employment Rate with Non-Graduated Employed Students	100%	100%	100%	50%	0%	0%	0%	100%	100%	100%	100%	75%		88%

LICENSURE / CERTIFICATION EXAMINATION PASS RATES CHART

Licensure / Certification Name:														
1. Class Start Date:	03/21	04/21	05/21	06/21	07/21	08/21	09/21	10/21	11/21	12/21	01/22	02/22		
2. Number of Graduates:	2	2	1	2	0	1	0	4	4	2	2	4	24	
3. # of Graduates Taking Exam:	0	0	0	0	0	0	0	0	0	0	0	0	0	
4. # of Graduates Passing Exam:	0	0	0	0	0	0	0	0	0	0	0	0	0	
5. Percentage of Grads Passing Exam:	0	0	0	0	0	0	0	0	0	0	0	0	0	Avg.
Licensure / Certification Examination Agency Rate:	0	0	0	0	0	0	0	0	0	0	0	0	0	0
<div style="display: flex; justify-content: space-between; align-items: center;"> Cancel Save </div>														



Log Off
070772
Timeout:
44.9 minutes

- Annual Report
- Programs
- School Info
- DMS
- HELP ?

Annual Report: **2023** School Number: **070772** School Name: **North-West College** Type: **Branch** Annual Report Status: **Not Submitted**

Address1: **4550 LaSierra Ave.** City: **Riverside** State: **CA** Zip: **92505**

GRADUATION AND EMPLOYMENT CHART

You must SAVE the G&E form to calculate totals

Cancel	<input type="checkbox"/> Complete	Save
Approved Program Title:	Eyecare Specialist	
Program Code:	156	
Credential:	Diploma	
Report Date:	7/2023	Program Length in Months: <input type="text" value="8"/>
Beginning Date:	4/2021	End Date: <input type="text" value="3/2022"/>
CALCULATE		

Is this chart for a satellite location? Yes No [?](#)

Is this chart for a program offered 100% via Distance Education? Yes No [?](#)

REPORTING PERIOD

Class Start Date (eg 01/21):	04/21	05/21	06/21	07/21	08/21	09/21	10/21	11/21	12/21	01/22	02/22	03/22	Total	%
Number Started:	0	0	0	0	0	0	0	0	0	0	0	0	0	
Transfers to Another Program/Cohort:	0	0	0	0	0	0	0	0	0	0	0	0	0	0%
Transfers from Another Program/Cohort:	0	0	0	0	0	0	0	0	0	0	0	0	0	0%
Total Starts (+/- Transfers):	0	0	0	0	0	0	0	0	0	0	0	0	0	
Unavailable for Graduation: ?	0	0	0	0	0	0	0	0	0	0	0	0	0	0%
Students Available For Graduation:	0	0	0	0	0	0	0	0	0	0	0	0	0	0%
Withdrawn/Terminated Students:	0	0	0	0	0	0	0	0	0	0	0	0	0	0%
Graduates within 150% Program Length:	0	0	0	0	0	0	0	0	0	0	0	0	0	0%

LICENSURE / CERTIFICATION EXAMINATION PASS RATES CHART

Licensure / Certification Name:														
1. Class Start Date:	4/21	5/21	6/21	7/21	8/21	9/21	10/21	11/21	12/21	1/22	2/22	3/22		
2. Number of Graduates:	0	0	0	0	0	0	0	0	0	0	0	0	0	0
3. # of Graduates Taking Exam:	0	0	0	0	0	0	0	0	0	0	0	0	0	0
4. # of Graduates Passing Exam:	0	0	0	0	0	0	0	0	0	0	0	0	0	0
5. Percentage of Grads Passing Exam:	0	0	0	0	0	0	0	0	0	0	0	0	0	Avg.
Licensure / Certification Examination Agency Rate:	0	0	0	0	0	0	0	0	0	0	0	0	0	0
<div style="display: flex; justify-content: space-between; align-items: center;"> Cancel Save </div>														



Log Off
070772
Timeout:
44.9 minutes

- Annual Report
- Programs
- School Info
- DMS
- HELP ?

Annual Report: **2023** School Number: **070772** School Name: **North-West College** Type: **Branch** Annual Report Status: **Not Submitted**

Address1: **4550 LaSierra Ave.** City: **Riverside** State: **CA** Zip: **92505**



GRADUATION AND EMPLOYMENT CHART

You must SAVE the G&E form to calculate totals

Cancel	<input type="checkbox"/> Complete	Save
Approved Program Title:	Medical Assistant	
Program Code:	124	
Credential:	Diploma	
Report Date:	7/2023	Program Length in Months: <input type="text" value="9"/>
Beginning Date:	3/2021	End Date: <input type="text" value="2/2022"/>
CALCULATE		
Is this chart for a satellite location? <input type="radio"/> Yes <input type="radio"/> No ?		
Is this chart for a program offered 100% via Distance Education? <input type="radio"/> Yes <input type="radio"/> No ?		

REPORTING PERIOD

Class Start Date (eg 01/21):	03/21	04/21	05/21	06/21	07/21	08/21	09/21	10/21	11/21	12/21	01/22	02/22	Total	%
Number Started:	29	10	8	23	14	32	14	18	16	5	24	10	203	
Transfers to Another Program/Cohort:	0	1	0	0	0	0	0	0	0	1	0	0	2	1%
Transfers from Another Program/Cohort:	0	0	0	0	0	0	0	0	0	0	0	0	0	0%
Total Starts (+/- Transfers):	29	9	8	23	14	32	14	18	16	4	24	10	201	
Unavailable for Graduation: ?	0	0	0	0	0	0	0	0	0	0	0	0	0	0%
Students Available For Graduation:	29	9	8	23	14	32	14	18	16	4	24	10	201	100%
Withdrawn/Terminated Students:	10	5	2	3	5	9	3	5	7	2	11	4	66	33%
Graduates within 150% Program Length:	19	4	6	20	9	23	11	13	9	2	13	6	135	67%

GRADUATION RATE	66%	44%	75%	87%	64%	72%	79%	72%	56%	50%	54%	60%		67%
Graduates - Further Education: 	0	0	0	0	0	0	0	0	0	0	0	0	0	0
Graduates - Unavailable for Employment: 	0	0	0	0	0	0	0	0	0	0	0	0	0	0
Graduates - Available for Employment:	19	4	6	20	9	23	11	13	9	2	13	6	135	100%
Graduates - Employed in Field:	11	3	3	18	7	14	8	10	4	1	11	6	96	71%
EMPLOYMENT RATE	58%	75%	50%	90%	78%	61%	73%	77%	44%	50%	85%	100%		71%
Graduates - Unrelated Occupation:	0	0	0	0	0	0	0	0	0	0	0	0	0	0
Graduates - Unemployed:	8	1	3	2	2	9	3	3	5	1	2	0	39	29%
Graduates - Unknown:	0	0	0	0	0	0	0	0	0	0	0	0	0	0
Non-Graduated Students Who Obtained Training Related Employment	0	0	0	0	0	0	0	0	0	0	0	0	0	0%
Employment Rate with Non-Graduated Employed Students	58%	75%	50%	90%	78%	61%	73%	77%	44%	50%	85%	100%		71%

LICENSURE / CERTIFICATION EXAMINATION PASS RATES CHART

Licensure / Certification Name:														
1. Class Start Date:	03/21	04/21	05/21	06/21	07/21	08/21	09/21	10/21	11/21	12/21	01/22	02/22		
2. Number of Graduates:	19	4	6	20	9	23	11	13	9	2	13	6	135	
3. # of Graduates Taking Exam:	0	0	0	0	0	0	0	0	0	0	0	0	0	
4. # of Graduates Passing Exam:	0	0	0	0	0	0	0	0	0	0	0	0	0	
5. Percentage of Grads Passing Exam:	0	0	0	0	0	0	0	0	0	0	0	0	0	Avg.
Licensure / Certification Examination Agency Rate:	0	0	0	0	0	0	0	0	0	0	0	0	0	0
<div style="display: flex; justify-content: space-between; align-items: center;"> Cancel Save </div>														

Annual Report: **2023** School Number: **070772** School Name: **North-West College** Type: **Branch** Annual Report Status: **Not Submitted**

Address1: **4550 LaSierra Ave.** City: **Riverside** State: **CA** Zip: **92505**



GRADUATION AND EMPLOYMENT CHART

You must SAVE the G&E form to calculate totals

Cancel	<input type="checkbox"/> Complete		Save
Approved Program Title:	Medical Insurance Biller and Coder		
Program Code:	128		
Credential:	Diploma		
Report Date:	7/2023	Program Length in Months: ?	9
Beginning Date:	3/2021	End Date:	2/2022
CALCULATE			
Is this chart for a satellite location? <input type="radio"/> Yes <input checked="" type="radio"/> No ?			
Is this chart for a program offered 100% via Distance Education? <input type="radio"/> Yes <input checked="" type="radio"/> No ?			

REPORTING PERIOD

Class Start Date (eg 01/21):	03/21	04/21	05/21	06/21	07/21	08/21	09/21	10/21	11/21	12/21	01/22	02/22	Total	%
Number Started:	6	2	3	1	4	6	1	1	2	2	4	1	33	
Transfers to Another Program/Cohort:	0	0	0	0	0	0	0	0	0	0	0	0	0	0%
Transfers from Another Program/Cohort:	0	0	0	0	0	0	0	0	0	0	0	0	0	0%
Total Starts (+/- Transfers):	6	2	3	1	4	6	1	1	2	2	4	1	33	
Unavailable for Graduation: ?	0	0	0	0	0	0	0	0	0	0	0	0	0	0%
Students Available For Graduation:	6	2	3	1	4	6	1	1	2	2	4	1	33	100%
Withdrawn/Terminated Students:	2	1	2	0	0	2	0	1	1	2	3	0	14	42%
Graduates within 150% Program Length:	4	1	1	1	4	4	1	0	1	0	1	1	19	58%

GRADUATION RATE	67%	50%	33%	100%	100%	67%	100%	0%	50%	0%	25%	100%		58%
Graduates - Further Education: 	0	0	0	0	0	0	0	0	0	0	0	0	0	0
Graduates - Unavailable for Employment: 	0	0	0	0	0	0	0	0	0	0	0	0	0	0
Graduates - Available for Employment:	4	1	1	1	4	4	1	0	1	0	1	1	19	100%
Graduates - Employed in Field:	4	1	1	1	1	2	0	0	1	0	1	1	13	68%
EMPLOYMENT RATE	100%	100%	100%	100%	25%	50%	0%	0%	100%	0%	100%	100%		68%
Graduates - Unrelated Occupation:	0	0	0	0	0	0	0	0	0	0	0	0	0	0
Graduates - Unemployed:	0	0	0	0	3	2	1	0	0	0	0	0	6	32%
Graduates - Unknown:	0	0	0	0	0	0	0	0	0	0	0	0	0	0
Non-Graduated Students Who Obtained Training Related Employment	0	0	0	0	0	0	0	0	0	0	0	0	0	0
Employment Rate with Non-Graduated Employed Students	100%	100%	100%	100%	25%	50%	0%	0%	100%	0%	100%	100%		68%

LICENSURE / CERTIFICATION EXAMINATION PASS RATES CHART

Licensure / Certification Name:														
1. Class Start Date:	03/21	04/21	05/21	06/21	07/21	08/21	09/21	10/21	11/21	12/21	01/22	02/22		
2. Number of Graduates:	4	1	1	1	4	4	1	0	1	0	1	1	19	
3. # of Graduates Taking Exam:	0	0	0	0	0	0	0	0	0	0	0	0	0	
4. # of Graduates Passing Exam:	0	0	0	0	0	0	0	0	0	0	0	0	0	
5. Percentage of Grads Passing Exam:	0	0	0	0	0	0	0	0	0	0	0	0	0	Avg.
Licensure / Certification Examination Agency Rate:	0	0	0	0	0	0	0	0	0	0	0	0	0	0
<div style="display: flex; justify-content: space-between; align-items: center;"> Cancel Save </div>														

Annual Report: **2023** School Number: **070772** School Name: **North-West College** Type: **Branch** Annual Report Status: **Not Submitted**

Address1: **4550 LaSierra Ave.** City: **Riverside** State: **CA** Zip: **92505**

GRADUATION AND EMPLOYMENT CHART

You must SAVE the G&E form to calculate totals

Complete

Approved Program Title: Pharmacy Technician

Program Code: 146

Credential: Diploma

Report Date: 7/2023 Program Length in Months: 9



Beginning Date: 3/2021 End Date: 2/2022

Is this chart for a satellite location? Yes No

Is this chart for a program offered 100% via Distance Education? Yes No

REPORTING PERIOD

Class Start Date (eg 01/21):	03/21	04/21	05/21	06/21	07/21	08/21	09/21	10/21	11/21	12/21	01/22	02/22	Total	%
Number Started:	4	2	3	2	2	5	3	3	0	1	9	3	37	
Transfers to Another Program/Cohort:	0	1	0	0	0	0	1	0	0	0	0	1	3	8%
Transfers from Another Program/Cohort:	0	0	0	0	0	0	0	0	0	0	0	0	0	0%
Total Starts (+/- Transfers):	4	1	3	2	2	5	2	3	0	1	9	2	34	
Unavailable for Graduation:	0	0	0	0	0	0	0	0	0	0	0	0	0	0%
Students Available For Graduation:	4	1	3	2	2	5	2	3	0	1	9	2	34	100%
Withdrawn/Terminated Students:	1	0	0	1	1	0	0	0	0	1	3	0	7	21%
Graduates within 150% Program Length:	3	1	3	1	1	5	2	3	0	0	6	2	27	79%

GRADUATION RATE	75%	100%	100%	50%	50%	100%	100%	100%	0%	0%	67%	100%		79%
Graduates - Further Education: 	0	0	0	0	0	0	0	0	0	0	0	0	0	0
Graduates - Unavailable for Employment: 	0	0	0	0	0	0	0	0	0	0	0	0	0	0
Graduates - Available for Employment:	3	1	3	1	1	5	2	3	0	0	6	2	27	100%
Graduates - Employed in Field:	3	0	3	1	0	3	2	3	0	0	3	3	21	78%
EMPLOYMENT RATE	100%	0%	100%	100%	0%	60%	100%	100%	0%	0%	50%	150%		78%
Graduates - Unrelated Occupation:	0	0	0	0	0	0	0	0	0	0	0	0	0	0
Graduates - Unemployed:	0	1	0	0	1	2	0	0	0	0	2	0	6	22%
Graduates - Unknown:	0	0	0	0	0	0	0	0	0	0	0	0	0	0
Non-Graduated Students Who Obtained Training Related Employment	0	0	0	0	0	0	0	0	0	0	0	0	0	0
Employment Rate with Non-Graduated Employed Students	100%	0%	100%	100%	0%	60%	100%	100%	0%	0%	50%	150%		78%

LICENSURE / CERTIFICATION EXAMINATION PASS RATES CHART

Licensure / Certification Name:														
1. Class Start Date:	03/21	04/21	05/21	06/21	07/21	08/21	09/21	10/21	11/21	12/21	01/22	02/22		
2. Number of Graduates:	3	1	3	1	1	5	2	3	0	0	6	2	27	
3. # of Graduates Taking Exam:	0	0	0	0	0	0	0	0	0	0	0	0	0	
4. # of Graduates Passing Exam:	0	0	0	0	0	0	0	0	0	0	0	0	0	
5. Percentage of Grads Passing Exam:	0	0	0	0	0	0	0	0	0	0	0	0	0	Avg.
Licensure / Certification Examination Agency Rate:	0	0	0	0	0	0	0	0	0	0	0	0	0	0
<div style="display: flex; justify-content: space-between; align-items: center;"> Cancel Save </div>														



Log Off
070772
Timeout:
44.9 minutes

- Annual Report
- Programs
- School Info
- DMS
- HELP ?

Annual Report: **2023** School Number: **070772** School Name: **North-West College** Type: **Branch** Annual Report Status: **Not Submitted**

Address1: **4550 LaSierra Ave.** City: **Riverside** State: **CA** Zip: **92505**



GRADUATION AND EMPLOYMENT CHART

You must SAVE the G&E form to calculate totals

Cancel	<input type="checkbox"/> Complete	Save
Approved Program Title:	Surgical Technology	
Program Code:	166	
Credential:	Diploma	
Report Date:	7/2023	Program Length in Months: <input type="text" value="15"/>
Beginning Date:	6/2020	End Date: <input type="text" value="5/2021"/>
CALCULATE		
Is this chart for a satellite location? <input type="radio"/> Yes <input checked="" type="radio"/> No ?		
Is this chart for a program offered 100% via Distance Education? <input type="radio"/> Yes <input checked="" type="radio"/> No ?		

REPORTING PERIOD

Class Start Date (eg 01/21):	06/20	07/20	08/20	09/20	10/20	11/20	12/20	01/21	02/21	03/21	04/21	05/21	Total	%
Number Started:	0	0	0	1	12	0	0	0	0	0	12	0	25	
Transfers to Another Program/Cohort:	0	0	0	0	0	0	0	0	0	0	0	0	0	0%
Transfers from Another Program/Cohort:	0	0	0	0	0	0	0	0	0	0	0	0	0	0%
Total Starts (+/- Transfers):	0	0	0	1	12	0	0	0	0	0	12	0	25	
Unavailable for Graduation: ?	0	0	0	0	0	0	0	0	0	0	0	0	0	0%
Students Available For Graduation:	0	0	0	1	12	0	0	0	0	0	12	0	25	100%
Withdrawn/Terminated Students:	0	0	0	0	3	0	0	0	0	0	2	0	5	20%
Graduates within 150% Program Length:	0	0	0	1	9	0	0	0	0	0	10	0	20	80%

GRADUATION RATE	0%	0%	0%	100%	75%	0%	0%	0%	0%	0%	83%	0%		80%
Graduates - Further Education: 	0	0	0	0	0	0	0	0	0	0	0	0	0	0
Graduates - Unavailable for Employment: 	0	0	0	0	0	0	0	0	0	0	0	0	0	0
Graduates - Available for Employment:	0	0	0	1	9	0	0	0	0	0	10	0	20	100%
Graduates - Employed in Field:	0	0	0	1	7	0	0	0	0	0	6	0	14	70%
EMPLOYMENT RATE	0%	0%	0%	100%	78%	0%	0%	0%	0%	0%	60%	0%		70%
Graduates - Unrelated Occupation:	0	0	0	0	0	0	0	0	0	0	0	0	0	0%
Graduates - Unemployed:	0	0	0	0	2	0	0	0	0	0	4	0	6	30%
Graduates - Unknown:	0	0	0	0	0	0	0	0	0	0	0	0	0	0%
Non-Graduated Students Who Obtained Training Related Employment	0	0	0	0	0	0	0	0	0	0	0	0	0	0%
Employment Rate with Non-Graduated Employed Students	0%	0%	0%	100%	78%	0%	0%	0%	0%	0%	60%	0%		70%

LICENSURE / CERTIFICATION EXAMINATION PASS RATES CHART

Licensure / Certification Name:														
1. Class Start Date:	06/20	07/20	08/20	09/20	10/20	11/20	12/20	01/21	02/21	03/21	04/21	05/21		
2. Number of Graduates:	0	0	0	1	9	0	0	0	0	0	10	0	20	
3. # of Graduates Taking Exam:	0	0	0	0	0	0	0	0	0	0	0	0	0	
4. # of Graduates Passing Exam:	0	0	0	0	0	0	0	0	0	0	0	0	0	
5. Percentage of Grads Passing Exam:	0	0	0	0	0	0	0	0	0	0	0	0	0	Avg.
Licensure / Certification Examination Agency Rate:	0	0	0	0	0	0	0	0	0	0	0	0	0	0
<div style="display: flex; justify-content: space-between; align-items: center;"> Cancel Save </div>														



Log Off
070772
Timeout:
44.9 minutes

- Annual Report
- Programs
- School Info
- DMS
- HELP ?

Annual Report: **2023** School Number: **070772** School Name: **North-West College** Type: **Branch** Annual Report Status: **Not Submitted**

Address1: **4550 LaSierra Ave.** City: **Riverside** State: **CA** Zip: **92505**

GRADUATION AND EMPLOYMENT CHART

You must SAVE the G&E form to calculate totals

Cancel	<input type="checkbox"/> Complete	Save
Approved Program Title:	Surgical Technology	
Program Code:	166	
Credential:	AOS	
Report Date:	7/2023	Program Length in Months: <input type="text" value="19"/>
Beginning Date:	12/2019	End Date: <input type="text" value="11/2020"/>
CALCULATE		

Is this chart for a satellite location? Yes No [?](#)

Is this chart for a program offered 100% via Distance Education? Yes No [?](#)

REPORTING PERIOD

Class Start Date (eg 01/21):	12/19	01/20	02/20	03/20	04/20	05/20	06/20	07/20	08/20	09/20	10/20	11/20	Total	%
Number Started:	0	0	0	0	0	0	0	0	0	0	0	0	0	
Transfers to Another Program/Cohort:	0	0	0	0	0	0	0	0	0	0	0	0	0	0%
Transfers from Another Program/Cohort:	0	0	0	0	0	0	0	0	0	0	0	0	0	0%
Total Starts (+/- Transfers):	0	0	0	0	0	0	0	0	0	0	0	0	0	
Unavailable for Graduation: ?	0	0	0	0	0	0	0	0	0	0	0	0	0	0%
Students Available For Graduation:	0	0	0	0	0	0	0	0	0	0	0	0	0	0%
Withdrawn/Terminated Students:	0	0	0	0	0	0	0	0	0	0	0	0	0	0%
Graduates within 150% Program Length:	0	0	0	0	0	0	0	0	0	0	0	0	0	0%

LICENSURE / CERTIFICATION EXAMINATION PASS RATES CHART

Licensure / Certification Name:														
1. Class Start Date:	12/19	1/20	2/20	3/20	4/20	5/20	6/20	7/20	8/20	9/20	10/20	11/20		
2. Number of Graduates:	0	0	0	0	0	0	0	0	0	0	0	0	0	
3. # of Graduates Taking Exam:	0	0	0	0	0	0	0	0	0	0	0	0	0	
4. # of Graduates Passing Exam:	0	0	0	0	0	0	0	0	0	0	0	0	0	
5. Percentage of Grads Passing Exam:	0	0	0	0	0	0	0	0	0	0	0	0	0	Avg.
Licensure / Certification Examination Agency Rate:	0	0	0	0	0	0	0	0	0	0	0	0	0	0
<div style="display: flex; justify-content: space-between; align-items: center;"> Cancel Save </div>														

Annual Report: **2023** School Number: **070772** School Name: **North-West College** Type: **Branch** Annual Report Status: **Not Submitted**

Address1: **4550 LaSierra Ave.** City: **Riverside** State: **CA** Zip: **92505**

GRADUATION AND EMPLOYMENT CHART

You must SAVE the G&E form to calculate totals

Complete

Approved Program Title: Vocational Nurse

Program Code: 1715

Credential: Diploma

Report Date: 7/2023 Program Length in Months: 15



Beginning Date: 6/2020 End Date: 5/2021

Is this chart for a satellite location? Yes No

Is this chart for a program offered 100% via Distance Education? Yes No

REPORTING PERIOD

Class Start Date (eg 01/21):	06/20	07/20	08/20	09/20	10/20	11/20	12/20	01/21	02/21	03/21	04/21	05/21	Total	%
Number Started:	35	0	0	0	1	31	0	1	0	0	33	0	101	
Transfers to Another Program/Cohort:	0	0	0	0	0	0	0	0	0	0	0	0	0	0%
Transfers from Another Program/Cohort:	0	0	0	0	0	0	0	0	0	0	0	0	0	0%
Total Starts (+/- Transfers):	35	0	0	0	1	31	0	1	0	0	33	0	101	
Unavailable for Graduation:	0	0	0	0	0	0	0	0	0	0	0	0	0	0%
Students Available For Graduation:	35	0	0	0	1	31	0	1	0	0	33	0	101	100%
Withdrawn/Terminated Students:	28	0	0	0	0	16	0	0	0	0	16	0	60	59%
Graduates within 150% Program Length:	7	0	0	0	1	15	0	1	0	0	17	0	41	41%

GRADUATION RATE	20%	0%	0%	0%	100%	48%	0%	100%	0%	0%	52%	0%		41%
Graduates - Further Education: 	0	0	0	0	0	0	0	0	0	0	0	0	0	0
Graduates - Unavailable for Employment: 	0	0	0	0	0	0	0	0	0	0	0	0	0	0
Graduates - Available for Employment:	7	0	0	0	1	15	0	1	0	0	17	0	41	100%
Graduates - Employed in Field:	6	0	0	0	1	11	0	0	0	0	11	0	29	71%
EMPLOYMENT RATE	86%	0%	0%	0%	100%	73%	0%	0%	0%	0%	65%	0%		71%
Graduates - Unrelated Occupation:	0	0	0	0	0	0	0	0	0	0	0	0	0	0
Graduates - Unemployed:	1	0	0	0	0	4	0	1	0	0	6	0	12	29%
Graduates - Unknown:	0	0	0	0	0	0	0	0	0	0	0	0	0	0
Non-Graduated Students Who Obtained Training Related Employment	0	0	0	0	0	0	0	0	0	0	0	0	0	0
Employment Rate with Non-Graduated Employed Students	86%	0%	0%	0%	100%	73%	0%	0%	0%	0%	65%	0%		71%

LICENSURE / CERTIFICATION EXAMINATION PASS RATES CHART

Licensure / Certification Name:	BVNPT													
1. Class Start Date:	06/20	07/20	08/20	09/20	10/20	11/20	12/20	01/21	02/21	03/21	04/21	05/21		
2. Number of Graduates:	7	0	0	0	1	15	0	1	0	0	17	0	41	
3. # of Graduates Taking Exam:	0	0	0	0	0	0	0	0	0	0	0	0	0	
4. # of Graduates Passing Exam:	0	0	0	0	0	0	0	0	0	0	0	0	0	
5. Percentage of Grads Passing Exam:	0	0	0	0	0	0	0	0	0	0	0	0	0	Avg.
Licensure / Certification Examination Agency Rate:	0	0	0	0	0	0	0	0	0	0	0	0	0	0
Cancel									Save					