



Log Off  
000719  
Timeout:  
44.9 minutes

- Annual Report
- Programs
- School Info
- DMS
- HELP ?

Annual Report: **2022** School Number: **000719** School Name: **North-West College** Type: **Main** Annual Report Status: **Submitted**

Address1: **134 W. Holt Ave.** City: **Pomona** State: **CA** Zip: **91768**

**GRADUATION AND EMPLOYMENT CHART**

**You must SAVE the G&E form to calculate totals**



<b>Cancel</b>	<input checked="" type="checkbox"/> Complete	<b>Save</b>
Approved Program Title:	Dental Assistant	
Program Code:	106	
Credential:	Diploma	
Report Date:	7/2022	Program Length in Months: <input type="text" value="9"/>
Beginning Date:	3/2020	End Date: <input type="text" value="2/2021"/>

Is this chart for a satellite location?  Yes  No [?](#)

Is this chart for a program offered 100% via Distance Education?  Yes  No [?](#)

**REPORTING PERIOD**

Class Start Date (eg 01/19):	03/20	04/20	05/20	06/20	07/20	08/20	09/20	10/20	11/20	12/20	01/21	02/21	Total	%
Number Started:	2	2	0	1	1	3	4	1	2	1	5	3	25	
Transfers to Another Program/Cohort:	0	0	0	0	0	0	0	0	0	0	0	0	0	0%
Transfers from Another Program/Cohort:	0	0	0	0	0	0	0	0	0	0	0	0	0	0%
<b>Total Starts (+/- Transfers):</b>	<b>2</b>	<b>2</b>	<b>0</b>	<b>1</b>	<b>1</b>	<b>3</b>	<b>4</b>	<b>1</b>	<b>2</b>	<b>1</b>	<b>5</b>	<b>3</b>	<b>25</b>	
Unavailable for Graduation: <a href="#">?</a>	0	0	0	0	0	0	0	0	0	0	0	0	0	0%
<b>Students Available For Graduation:</b>	<b>2</b>	<b>2</b>	<b>0</b>	<b>1</b>	<b>1</b>	<b>3</b>	<b>4</b>	<b>1</b>	<b>2</b>	<b>1</b>	<b>5</b>	<b>3</b>	<b>25</b>	<b>100%</b>
Withdrawn/Terminated Students:	1	0	0	0	1	1	1	1	1	0	3	2	11	44%
<b>Graduates within 150% Program Length:</b>	<b>1</b>	<b>2</b>	<b>0</b>	<b>1</b>	<b>0</b>	<b>2</b>	<b>3</b>	<b>0</b>	<b>1</b>	<b>1</b>	<b>2</b>	<b>1</b>	<b>14</b>	<b>56%</b>

<b>GRADUATION RATE</b>	<b>50%</b>	<b>100%</b>	<b>0%</b>	<b>100%</b>	<b>0%</b>	<b>67%</b>	<b>75%</b>	<b>0%</b>	<b>50%</b>	<b>100%</b>	<b>40%</b>	<b>33%</b>		<b>56%</b>
Graduates - Further Education: 	0	0	0	0	0	0	0	0	0	0	0	0	0	0%
Graduates - Unavailable for Employment: 	0	0	0	0	0	0	0	0	0	0	0	0	0	0%
Graduates - Available for Employment:	<b>1</b>	<b>2</b>	<b>0</b>	<b>1</b>	<b>0</b>	<b>2</b>	<b>3</b>	<b>0</b>	<b>1</b>	<b>1</b>	<b>2</b>	<b>1</b>	<b>14</b>	<b>100%</b>
Graduates - Employed in Field:	0	2	0	1	0	2	3	0	1	1	2	1	<b>13</b>	<b>93%</b>
<b>EMPLOYMENT RATE</b>	<b>0%</b>	<b>100%</b>	<b>0%</b>	<b>100%</b>	<b>0%</b>	<b>100%</b>	<b>100%</b>	<b>0%</b>	<b>100%</b>	<b>100%</b>	<b>100%</b>	<b>100%</b>		<b>93%</b>
Graduates - Unrelated Occupation:	0	0	0	0	0	0	0	0	0	0	0	0	0	0%
Graduates - Unemployed:	1	0	0	0	0	0	0	0	0	0	0	0	<b>1</b>	<b>7%</b>
Graduates - Unknown:	0	0	0	0	0	0	0	0	0	0	0	0	0	0%
<b>Non-Graduated Students Who Obtained Training Related Employment</b>	0	0	0	0	0	0	0	0	0	0	0	0	<b>0</b>	<b>0%</b>
<b>Employment Rate with Non-Graduated Employed Students</b>	<b>0%</b>	<b>100%</b>	<b>0%</b>	<b>100%</b>	<b>0%</b>	<b>100%</b>	<b>100%</b>	<b>0%</b>	<b>100%</b>	<b>100%</b>	<b>100%</b>	<b>100%</b>		<b>93%</b>

**LICENSURE / CERTIFICATION EXAMINATION PASS RATES CHART**

Licensure / Certification Name:														
1. Class Start Date:	03/20	04/20	05/20	06/20	07/20	08/20	09/20	10/20	11/20	12/20	01/21	02/21		
2. Number of Graduates:	1	2	0	1	0	2	3	0	1	1	2	1	<b>14</b>	
3. # of Graduates Taking Exam:	0	0	0	0	0	0	0	0	0	0	0	0	<b>0</b>	
4. # of Graduates Passing Exam:	0	0	0	0	0	0	0	0	0	0	0	0	<b>0</b>	
<b>5. Percentage of Grads Passing Exam:</b>	<b>0</b>	<b>0</b>	<b>0</b>	<b>0</b>	<b>0</b>	<b>0</b>	<b>0</b>	<b>0</b>	<b>0</b>	<b>0</b>	<b>0</b>	<b>0</b>	<b>0</b>	Avg.
Licensure / Certification Examination Agency Rate:	0	0	0	0	0	0	0	0	0	0	0	0	<b>0</b>	<b>0</b>
<div style="display: flex; justify-content: space-between; align-items: center;"> <span style="background-color: yellow; border: 1px solid black; padding: 2px 10px;">Cancel</span> <span style="background-color: #f4a460; border: 1px solid black; padding: 2px 10px;">Save</span> </div>														



Log Off  
000719  
Timeout:  
44.9 minutes

Annual Report

Programs

School Info

DMS

HELP ?

Annual Report: **2022** School Number: **000719** School Name: **North-West College** Type: **Main** Annual Report Status: **Submitted**  
Address1: **134 W. Holt Ave.** City: **Pomona** State: **CA** Zip: **91768**

GRADUATION AND EMPLOYMENT CHART

You must SAVE the G&E form to calculate totals



<b>Cancel</b>		<input checked="" type="checkbox"/> Complete		<b>Save</b>	
Approved Program Title:	Massage Therapy				
Program Code:	310				
Credential:	Diploma				
Report Date:	7/2022	Program Length in Months:	9		
Beginning Date:	3/2020	End Date:	2/2021		

Is this chart for a satellite location?  Yes  No

Is this chart for a program offered 100% via Distance Education?  Yes  No

REPORTING PERIOD

Class Start Date (eg 01/19):	03/20	04/20	05/20	06/20	07/20	08/20	09/20	10/20	11/20	12/20	01/21	02/21	Total	%
Number Started:	0	1	1	1	1	1	1	3	0	0	2	1	12	
Transfers to Another Program/Cohort:	0	0	0	0	0	0	0	0	0	0	0	0	0	0%
Transfers from Another Program/Cohort:	0	0	0	0	0	0	0	0	0	0	0	0	0	0%
<b>Total Starts (+/- Transfers):</b>	<b>0</b>	<b>1</b>	<b>1</b>	<b>1</b>	<b>1</b>	<b>1</b>	<b>1</b>	<b>3</b>	<b>0</b>	<b>0</b>	<b>2</b>	<b>1</b>	<b>12</b>	
Unavailable for Graduation:	0	0	0	0	0	0	0	0	0	0	0	0	0	0%
<b>Students Available For Graduation:</b>	<b>0</b>	<b>1</b>	<b>1</b>	<b>1</b>	<b>1</b>	<b>1</b>	<b>1</b>	<b>3</b>	<b>0</b>	<b>0</b>	<b>2</b>	<b>1</b>	<b>12</b>	<b>100%</b>
Withdrawn/Terminated Students:	0	1	1	0	0	0	0	0	0	0	0	0	2	17%
<b>Graduates within 150% Program Length:</b>	<b>0</b>	<b>0</b>	<b>0</b>	<b>1</b>	<b>1</b>	<b>1</b>	<b>1</b>	<b>3</b>	<b>0</b>	<b>0</b>	<b>2</b>	<b>1</b>	<b>10</b>	<b>83%</b>

<b>GRADUATION RATE</b>	<b>0%</b>	<b>0%</b>	<b>0%</b>	<b>100%</b>	<b>100%</b>	<b>100%</b>	<b>100%</b>	<b>100%</b>	<b>0%</b>	<b>0%</b>	<b>100%</b>	<b>100%</b>		<b>83%</b>
Graduates - Further Education: 	0	0	0	0	0	0	0	0	0	0	0	0	0	0
Graduates - Unavailable for Employment: 	0	0	0	0	0	0	0	0	0	0	0	0	0	0
Graduates - Available for Employment:	0	0	0	1	1	1	1	3	0	0	2	1	10	100%
Graduates - Employed in Field:	0	0	0	1	1	1	0	3	0	0	2	1	9	90%
<b>EMPLOYMENT RATE</b>	<b>0%</b>	<b>0%</b>	<b>0%</b>	<b>100%</b>	<b>100%</b>	<b>100%</b>	<b>0%</b>	<b>100%</b>	<b>0%</b>	<b>0%</b>	<b>100%</b>	<b>100%</b>		<b>90%</b>
Graduates - Unrelated Occupation:	0	0	0	0	0	0	0	0	0	0	0	0	0	0%
Graduates - Unemployed:	0	0	0	0	0	0	0	0	0	0	0	0	0	0%
Graduates - Unknown:	0	0	0	0	0	0	1	0	0	0	0	0	1	10%
<b>Non-Graduated Students Who Obtained Training Related Employment</b>	0	0	0	0	0	0	0	0	0	0	0	0	0	0%
<b>Employment Rate with Non-Graduated Employed Students</b>	<b>0%</b>	<b>0%</b>	<b>0%</b>	<b>100%</b>	<b>100%</b>	<b>100%</b>	<b>0%</b>	<b>100%</b>	<b>0%</b>	<b>0%</b>	<b>100%</b>	<b>100%</b>		<b>90%</b>

**LICENSURE / CERTIFICATION EXAMINATION PASS RATES CHART**

Licensure / Certification Name:														
1. Class Start Date:	03/20	04/20	05/20	06/20	07/20	08/20	09/20	10/20	11/20	12/20	01/21	02/21		
2. Number of Graduates:	0	0	0	1	1	1	1	3	0	0	2	1	<b>10</b>	
3. # of Graduates Taking Exam:	0	0	0	0	0	0	0	0	0	0	0	0	<b>0</b>	
4. # of Graduates Passing Exam:	0	0	0	0	0	0	0	0	0	0	0	0	<b>0</b>	
<b>5. Percentage of Grads Passing Exam:</b>	<b>0</b>	<b>0</b>	<b>0</b>	<b>0</b>	<b>0</b>	<b>0</b>	<b>0</b>	<b>0</b>	<b>0</b>	<b>0</b>	<b>0</b>	<b>0</b>	<b>0</b>	Avg.
Licensure / Certification Examination Agency Rate:	0	0	0	0	0	0	0	0	0	0	0	0	<b>0</b>	<b>0</b>
<div style="display: flex; justify-content: space-between; align-items: center;"> <span style="background-color: yellow; padding: 5px 10px; border: 1px solid black;">Cancel</span> <span style="background-color: #f4a460; padding: 5px 10px; border: 1px solid black;">Save</span> </div>														



Log Off  
000719  
Timeout:  
44.9 minutes

Annual Report

Programs

School Info

DMS

HELP ?

Annual Report: **2022** School Number: **000719** School Name: **North-West College** Type: **Main** Annual Report Status: **Submitted**  
Address1: **134 W. Holt Ave.** City: **Pomona** State: **CA** Zip: **91768**

GRADUATION AND EMPLOYMENT CHART

You must SAVE the G&E form to calculate totals



<b>Cancel</b>			<input checked="" type="checkbox"/> Complete	<b>Save</b>
Approved Program Title:	Medical Assistant			
Program Code:	124			
Credential:	Diploma			
Report Date:	7/2022	Program Length in Months:	9	
Beginning Date:	3/2020	End Date:	2/2021	

Is this chart for a satellite location?  Yes  No

Is this chart for a program offered 100% via Distance Education?  Yes  No

REPORTING PERIOD

Class Start Date (eg 01/19):	03/20	04/20	05/20	06/20	07/20	08/20	09/20	10/20	11/20	12/20	01/21	02/21	Total	%
Number Started:	4	0	4	6	8	11	6	3	4	5	9	11	71	
Transfers to Another Program/Cohort:	0	0	0	0	0	0	0	0	0	0	0	0	0	0%
Transfers from Another Program/Cohort:	0	0	0	0	0	0	0	0	0	0	0	0	0	0%
<b>Total Starts (+/- Transfers):</b>	<b>4</b>	<b>0</b>	<b>4</b>	<b>6</b>	<b>8</b>	<b>11</b>	<b>6</b>	<b>3</b>	<b>4</b>	<b>5</b>	<b>9</b>	<b>11</b>	<b>71</b>	
Unavailable for Graduation:	0	0	0	0	0	0	0	0	0	0	0	0	0	0%
<b>Students Available For Graduation:</b>	<b>4</b>	<b>0</b>	<b>4</b>	<b>6</b>	<b>8</b>	<b>11</b>	<b>6</b>	<b>3</b>	<b>4</b>	<b>5</b>	<b>9</b>	<b>11</b>	<b>71</b>	<b>100%</b>
Withdrawn/Terminated Students:	1	0	1	1	3	3	1	2	0	2	1	4	19	27%
<b>Graduates within 150% Program Length:</b>	<b>3</b>	<b>0</b>	<b>3</b>	<b>5</b>	<b>5</b>	<b>8</b>	<b>5</b>	<b>1</b>	<b>4</b>	<b>3</b>	<b>8</b>	<b>7</b>	<b>52</b>	<b>73%</b>

<b>GRADUATION RATE</b>	<b>75%</b>	<b>0%</b>	<b>75%</b>	<b>83%</b>	<b>63%</b>	<b>73%</b>	<b>83%</b>	<b>33%</b>	<b>100%</b>	<b>60%</b>	<b>89%</b>	<b>64%</b>		<b>73%</b>
Graduates - Further Education: 	0	0	0	0	0	0	0	0	0	0	0	0	0	0
Graduates - Unavailable for Employment: 	0	0	0	0	0	0	0	0	0	0	0	0	0	0
Graduates - Available for Employment:	<b>3</b>	<b>0</b>	<b>3</b>	<b>5</b>	<b>5</b>	<b>8</b>	<b>5</b>	<b>1</b>	<b>4</b>	<b>3</b>	<b>8</b>	<b>7</b>	<b>52</b>	<b>100%</b>
Graduates - Employed in Field:	3	0	3	5	5	7	5	1	2	2	8	4	45	87%
<b>EMPLOYMENT RATE</b>	<b>100%</b>	<b>0%</b>	<b>100%</b>	<b>100%</b>	<b>100%</b>	<b>88%</b>	<b>100%</b>	<b>100%</b>	<b>50%</b>	<b>67%</b>	<b>100%</b>	<b>57%</b>		<b>87%</b>
Graduates - Unrelated Occupation:	0	0	0	0	0	0	0	0	0	0	0	0	0	0
Graduates - Unemployed:	0	0	0	0	0	1	0	0	2	1	0	3	7	13%
Graduates - Unknown:	0	0	0	0	0	0	0	0	0	0	0	0	0	0
<b>Non-Graduated Students Who Obtained Training Related Employment</b>	0	0	0	0	0	0	0	0	0	0	0	0	0	0
<b>Employment Rate with Non-Graduated Employed Students</b>	<b>100%</b>	<b>0%</b>	<b>100%</b>	<b>100%</b>	<b>100%</b>	<b>88%</b>	<b>100%</b>	<b>100%</b>	<b>50%</b>	<b>67%</b>	<b>100%</b>	<b>57%</b>		<b>87%</b>



**LICENSURE / CERTIFICATION EXAMINATION PASS RATES CHART**

Licensure / Certification Name:														
1. Class Start Date:	03/20	04/20	05/20	06/20	07/20	08/20	09/20	10/20	11/20	12/20	01/21	02/21		
2. Number of Graduates:	3	0	3	5	5	8	5	1	4	3	8	7	<b>52</b>	
3. # of Graduates Taking Exam:	0	0	0	0	0	0	0	0	0	0	0	0	<b>0</b>	
4. # of Graduates Passing Exam:	0	0	0	0	0	0	0	0	0	0	0	0	<b>0</b>	
<b>5. Percentage of Grads Passing Exam:</b>	<b>0</b>	<b>0</b>	<b>0</b>	<b>0</b>	<b>0</b>	<b>0</b>	<b>0</b>	<b>0</b>	<b>0</b>	<b>0</b>	<b>0</b>	<b>0</b>	<b>0</b>	Avg.
Licensure / Certification Examination Agency Rate:	0	0	0	0	0	0	0	0	0	0	0	0	<b>0</b>	<b>0</b>
<div style="display: flex; justify-content: space-between; align-items: center;"> <span style="background-color: yellow; border: 1px solid black; padding: 5px 15px;">Cancel</span> <span style="background-color: orange; border: 1px solid black; padding: 5px 15px;">Save</span> </div>														



Log Off  
000719  
Timeout:  
44.9 minutes

- Annual Report
- Programs
- School Info
- DMS
- HELP ?

Annual Report: **2022** School Number: **000719** School Name: **North-West College** Type: **Main** Annual Report Status: **Submitted**

Address1: **134 W. Holt Ave.** City: **Pomona** State: **CA** Zip: **91768**

**GRADUATION AND EMPLOYMENT CHART**

**You must SAVE the G&E form to calculate totals**

<b>Cancel</b>	<input checked="" type="checkbox"/> Complete	<b>Save</b>
Approved Program Title:	Medical Administrative Assistant	
Program Code:	124	
Credential:	Diploma	
Report Date:	7/2022	Program Length in Months: <input type="text" value="9"/>
Beginning Date:	3/2020	End Date: <input type="text" value="2/2021"/>

Is this chart for a satellite location?  Yes  No [?](#)

Is this chart for a program offered 100% via Distance Education?  Yes  No [?](#)

**REPORTING PERIOD**

Class Start Date (eg 01/19):	03/20	04/20	05/20	06/20	07/20	08/20	09/20	10/20	11/20	12/20	01/21	02/21	Total	%
Number Started:	0	0	0	0	0	0	0	0	0	0	0	0	0	
Transfers to Another Program/Cohort:	0	0	0	0	0	0	0	0	0	0	0	0	0	0%
Transfers from Another Program/Cohort:	0	0	0	0	0	0	0	0	0	0	0	0	0	0%
<b>Total Starts (+/- Transfers):</b>	<b>0</b>	<b>0</b>	<b>0</b>	<b>0</b>	<b>0</b>	<b>0</b>	<b>0</b>	<b>0</b>	<b>0</b>	<b>0</b>	<b>0</b>	<b>0</b>	<b>0</b>	
Unavailable for Graduation: <a href="#">?</a>	0	0	0	0	0	0	0	0	0	0	0	0	0	0%
<b>Students Available For Graduation:</b>	<b>0</b>	<b>0</b>	<b>0</b>	<b>0</b>	<b>0</b>	<b>0</b>	<b>0</b>	<b>0</b>	<b>0</b>	<b>0</b>	<b>0</b>	<b>0</b>	<b>0</b>	<b>0%</b>
Withdrawn/Terminated Students:	0	0	0	0	0	0	0	0	0	0	0	0	0	0%
<b>Graduates within 150% Program Length:</b>	<b>0</b>	<b>0</b>	<b>0</b>	<b>0</b>	<b>0</b>	<b>0</b>	<b>0</b>	<b>0</b>	<b>0</b>	<b>0</b>	<b>0</b>	<b>0</b>	<b>0</b>	<b>0%</b>



**LICENSURE / CERTIFICATION EXAMINATION PASS RATES CHART**

Licensure / Certification Name:														
1. Class Start Date:	03/20	04/20	05/20	06/20	07/20	08/20	09/20	10/20	11/20	12/20	01/21	02/21		
2. Number of Graduates:	0	0	0	0	0	0	0	0	0	0	0	0	0	
3. # of Graduates Taking Exam:	0	0	0	0	0	0	0	0	0	0	0	0	0	
4. # of Graduates Passing Exam:	0	0	0	0	0	0	0	0	0	0	0	0	0	
<b>5. Percentage of Grads Passing Exam:</b>	<b>0</b>	<b>0</b>	<b>0</b>	<b>0</b>	<b>0</b>	<b>0</b>	<b>0</b>	<b>0</b>	<b>0</b>	<b>0</b>	<b>0</b>	<b>0</b>	<b>0</b>	Avg.
Licensure / Certification Examination Agency Rate:	0	0	0	0	0	0	0	0	0	0	0	0	0	0
<div style="display: flex; justify-content: space-between; align-items: center;"> <span style="background-color: yellow; border: 1px solid black; padding: 2px 10px;">Cancel</span> <span style="background-color: #f4a460; border: 1px solid black; padding: 2px 10px;">Save</span> </div>														



Log Off  
000719  
Timeout:  
45.0 minutes

- Annual Report
- Programs
- School Info
- DMS
- HELP ?

Annual Report: **2022** School Number: **000719** School Name: **North-West College** Type: **Main** Annual Report Status: **Submitted**

Address1: **134 W. Holt Ave.** City: **Pomona** State: **CA** Zip: **91768**

### GRADUATION AND EMPLOYMENT CHART

**You must SAVE the G&E form to calculate totals**



<b>Cancel</b>	<input checked="" type="checkbox"/> Complete	<b>Save</b>
Approved Program Title:	Medical Insurance Biller and Coder	
Program Code:	130	
Credential:	Diploma	
Report Date:	7/2022	Program Length in Months: <input type="text" value="9"/>
Beginning Date:	3/2020	End Date: <input type="text" value="2/2021"/>

Is this chart for a satellite location?  Yes  No [?](#)

Is this chart for a program offered 100% via Distance Education?  Yes  No [?](#)

### REPORTING PERIOD

Class Start Date (eg 01/19):	03/20	04/20	05/20	06/20	07/20	08/20	09/20	10/20	11/20	12/20	01/21	02/21	Total	%
Number Started:	0	0	1	2	1	1	1	2	3	1	0	0	<b>12</b>	
Transfers to Another Program/Cohort:	0	0	0	0	0	0	0	0	0	0	0	0	<b>0</b>	<b>0%</b>
Transfers from Another Program/Cohort:	0	0	0	0	0	0	0	0	0	0	0	0	<b>0</b>	<b>0%</b>
<b>Total Starts (+/- Transfers):</b>	<b>0</b>	<b>0</b>	<b>1</b>	<b>2</b>	<b>1</b>	<b>1</b>	<b>1</b>	<b>2</b>	<b>3</b>	<b>1</b>	<b>0</b>	<b>0</b>	<b>12</b>	
Unavailable for Graduation: <a href="#">?</a>	0	0	0	0	0	0	0	0	0	0	0	0	<b>0</b>	<b>0%</b>
<b>Students Available For Graduation:</b>	<b>0</b>	<b>0</b>	<b>1</b>	<b>2</b>	<b>1</b>	<b>1</b>	<b>1</b>	<b>2</b>	<b>3</b>	<b>1</b>	<b>0</b>	<b>0</b>	<b>12</b>	<b>100%</b>
Withdrawn/Terminated Students:	0	0	0	2	0	0	1	0	1	0	0	0	<b>4</b>	<b>33%</b>
<b>Graduates within 150% Program Length:</b>	<b>0</b>	<b>0</b>	<b>1</b>	<b>0</b>	<b>1</b>	<b>1</b>	<b>0</b>	<b>2</b>	<b>2</b>	<b>1</b>	<b>0</b>	<b>0</b>	<b>8</b>	<b>67%</b>

<b>GRADUATION RATE</b>	<b>0%</b>	<b>0%</b>	<b>100%</b>	<b>0%</b>	<b>100%</b>	<b>100%</b>	<b>0%</b>	<b>100%</b>	<b>67%</b>	<b>100%</b>	<b>0%</b>	<b>0%</b>		<b>67%</b>
Graduates - Further Education: 	0	0	0	0	0	0	0	0	0	0	0	0	0	0
Graduates - Unavailable for Employment: 	0	0	0	0	0	0	0	0	0	0	0	0	0	0
Graduates - Available for Employment:	<b>0</b>	<b>0</b>	<b>1</b>	<b>0</b>	<b>1</b>	<b>1</b>	<b>0</b>	<b>2</b>	<b>2</b>	<b>1</b>	<b>0</b>	<b>0</b>	<b>8</b>	<b>100%</b>
Graduates - Employed in Field:	0	0	0	0	1	1	0	1	2	1	0	0	6	75%
<b>EMPLOYMENT RATE</b>	<b>0%</b>	<b>0%</b>	<b>0%</b>	<b>0%</b>	<b>100%</b>	<b>100%</b>	<b>0%</b>	<b>50%</b>	<b>100%</b>	<b>100%</b>	<b>0%</b>	<b>0%</b>		<b>75%</b>
Graduates - Unrelated Occupation:	0	0	0	0	0	0	0	0	0	0	0	0	0	0%
Graduates - Unemployed:	0	0	1	0	0	0	0	1	0	0	0	0	2	25%
Graduates - Unknown:	0	0	0	0	0	0	0	0	0	0	0	0	0	0%
<b>Non-Graduated Students Who Obtained Training Related Employment</b>	0	0	0	0	0	0	0	0	0	0	0	0	0	0%
<b>Employment Rate with Non-Graduated Employed Students</b>	<b>0%</b>	<b>0%</b>	<b>0%</b>	<b>0%</b>	<b>100%</b>	<b>100%</b>	<b>0%</b>	<b>50%</b>	<b>100%</b>	<b>100%</b>	<b>0%</b>	<b>0%</b>		<b>75%</b>

**LICENSURE / CERTIFICATION EXAMINATION PASS RATES CHART**

Licensure / Certification Name:														
1. Class Start Date:	03/20	04/20	05/20	06/20	07/20	08/20	09/20	10/20	11/20	12/20	01/21	02/21		
2. Number of Graduates:	0	0	1	0	1	1	0	2	2	1	0	0	<b>8</b>	
3. # of Graduates Taking Exam:	0	0	0	0	0	0	0	0	0	0	0	0	<b>0</b>	
4. # of Graduates Passing Exam:	0	0	0	0	0	0	0	0	0	0	0	0	<b>0</b>	
<b>5. Percentage of Grads Passing Exam:</b>	<b>0</b>	<b>0</b>	<b>0</b>	<b>0</b>	<b>0</b>	<b>0</b>	<b>0</b>	<b>0</b>	<b>0</b>	<b>0</b>	<b>0</b>	<b>0</b>	<b>0</b>	Avg.
Licensure / Certification Examination Agency Rate:	0	0	0	0	0	0	0	0	0	0	0	0	<b>0</b>	<b>0</b>
<div style="display: flex; justify-content: space-between; align-items: center;"> <span style="background-color: yellow; border: 1px solid black; padding: 2px 10px;">Cancel</span> <span style="background-color: orange; border: 1px solid black; padding: 2px 10px;">Save</span> </div>														

Annual Report: **2022** School Number: **000719** School Name: **North-West College** Type: **Main** Annual Report Status: **Submitted**  
 Address1: **134 W. Holt Ave.** City: **Pomona** State: **CA** Zip: **91768**

GRADUATION AND EMPLOYMENT CHART

You must SAVE the G&E form to calculate totals

<b>Cancel</b>	<input checked="" type="checkbox"/> Complete		<b>Save</b>
Approved Program Title:	Pharmacy Technician		
Program Code:	146		
Credential:	Diploma		
Report Date:	7/2022	Program Length in Months: <a href="#">?</a>	9
Beginning Date:	3/2020	End Date:	2/2021



Is this chart for a satellite location?  Yes  No [?](#)

Is this chart for a program offered 100% via Distance Education?  Yes  No [?](#)

REPORTING PERIOD

Class Start Date (eg 01/19):	03/20	04/20	05/20	06/20	07/20	08/20	09/20	10/20	11/20	12/20	01/21	02/21	Total	%
Number Started:	1	2	1	1	1	2	4	2	0	1	3	2	20	
Transfers to Another Program/Cohort:	0	0	0	0	1	0	0	0	0	0	0	0	1	5%
Transfers from Another Program/Cohort:	0	0	0	0	0	0	0	0	0	0	0	0	0	0%
<b>Total Starts (+/- Transfers):</b>	<b>1</b>	<b>2</b>	<b>1</b>	<b>1</b>	<b>0</b>	<b>2</b>	<b>4</b>	<b>2</b>	<b>0</b>	<b>1</b>	<b>3</b>	<b>2</b>	<b>19</b>	
Unavailable for Graduation: <a href="#">?</a>	0	0	0	0	0	0	0	0	0	0	0	0	0	0%
<b>Students Available For Graduation:</b>	<b>1</b>	<b>2</b>	<b>1</b>	<b>1</b>	<b>0</b>	<b>2</b>	<b>4</b>	<b>2</b>	<b>0</b>	<b>1</b>	<b>3</b>	<b>2</b>	<b>19</b>	<b>100%</b>
Withdrawn/Terminated Students:	0	2	0	0	0	0	1	1	0	1	2	1	8	42%
<b>Graduates within 150% Program Length:</b>	<b>1</b>	<b>0</b>	<b>1</b>	<b>1</b>	<b>0</b>	<b>2</b>	<b>3</b>	<b>1</b>	<b>0</b>	<b>0</b>	<b>1</b>	<b>1</b>	<b>11</b>	<b>58%</b>



<b>GRADUATION RATE</b>	<b>100%</b>	<b>0%</b>	<b>100%</b>	<b>100%</b>	<b>0%</b>	<b>100%</b>	<b>75%</b>	<b>50%</b>	<b>0%</b>	<b>0%</b>	<b>33%</b>	<b>50%</b>		<b>58%</b>
Graduates - Further Education: 	0	0	0	0	0	0	0	0	0	0	0	0	0	0
Graduates - Unavailable for Employment: 	0	0	0	0	0	0	0	0	0	0	0	0	0	0
Graduates - Available for Employment:	<b>1</b>	<b>0</b>	<b>1</b>	<b>1</b>	<b>0</b>	<b>2</b>	<b>3</b>	<b>1</b>	<b>0</b>	<b>0</b>	<b>1</b>	<b>1</b>	<b>11</b>	<b>100%</b>
Graduates - Employed in Field:	1	0	1	1	0	1	3	1	0	0	1	1	10	91%
<b>EMPLOYMENT RATE</b>	<b>100%</b>	<b>0%</b>	<b>100%</b>	<b>100%</b>	<b>0%</b>	<b>50%</b>	<b>100%</b>	<b>100%</b>	<b>0%</b>	<b>0%</b>	<b>100%</b>	<b>100%</b>		<b>91%</b>
Graduates - Unrelated Occupation:	0	0	0	0	0	0	0	0	0	0	0	0	0	0%
Graduates - Unemployed:	0	0	0	0	0	1	0	0	0	0	0	0	1	9%
Graduates - Unknown:	0	0	0	0	0	0	0	0	0	0	0	0	0	0%
<b>Non-Graduated Students Who Obtained Training Related Employment</b>	0	0	0	0	0	0	0	0	0	0	0	0	0	0%
<b>Employment Rate with Non-Graduated Employed Students</b>	<b>100%</b>	<b>0%</b>	<b>100%</b>	<b>100%</b>	<b>0%</b>	<b>50%</b>	<b>100%</b>	<b>100%</b>	<b>0%</b>	<b>0%</b>	<b>100%</b>	<b>100%</b>		<b>91%</b>

**LICENSURE / CERTIFICATION EXAMINATION PASS RATES CHART**

Licensure / Certification Name:														
1. Class Start Date:	03/20	04/20	05/20	06/20	07/20	08/20	09/20	10/20	11/20	12/20	01/21	02/21		
2. Number of Graduates:	1	0	1	1	0	2	3	1	0	0	1	1	<b>11</b>	
3. # of Graduates Taking Exam:	0	0	0	0	0	0	0	0	0	0	0	0	<b>0</b>	
4. # of Graduates Passing Exam:	0	0	0	0	0	0	0	0	0	0	0	0	<b>0</b>	
<b>5. Percentage of Grads Passing Exam:</b>	<b>0</b>	<b>0</b>	<b>0</b>	<b>0</b>	<b>0</b>	<b>0</b>	<b>0</b>	<b>0</b>	<b>0</b>	<b>0</b>	<b>0</b>	<b>0</b>	<b>0</b>	Avg.
Licensure / Certification Examination Agency Rate:	0	0	0	0	0	0	0	0	0	0	0	0	<b>0</b>	<b>0</b>
<div style="display: flex; justify-content: space-between; align-items: center;"> <span style="background-color: yellow; border: 1px solid black; padding: 2px 10px;">Cancel</span> <span style="background-color: #f4a460; border: 1px solid black; padding: 2px 10px;">Save</span> </div>														



Log Off  
000719  
Timeout:  
44.9 minutes

- Annual Report
- Programs
- School Info
- DMS
- HELP ?

Annual Report: **2022** School Number: **000719** School Name: **North-West College** Type: **Main** Annual Report Status: **Submitted**  
 Address1: **134 W. Holt Ave.** City: **Pomona** State: **CA** Zip: **91768**

### GRADUATION AND EMPLOYMENT CHART

**You must SAVE the G&E form to calculate totals**



<b>Cancel</b>	<input checked="" type="checkbox"/> Complete	<b>Save</b>
Approved Program Title:	Vocational Nurse	
Program Code:	1715	
Credential:	Diploma	
Report Date:	7/2022	Program Length in Months: <input type="text" value="15"/>
Beginning Date:	6/2019	End Date: <input type="text" value="5/2020"/>

Is this chart for a satellite location?  Yes  No

Is this chart for a program offered 100% via Distance Education?  Yes  No

### REPORTING PERIOD

Class Start Date (eg 01/19):	06/19	07/19	08/19	09/19	10/19	11/19	12/19	01/20	02/20	03/20	04/20	05/20	Total	%
Number Started:	0	2	0	27	0	0	15	1	2	2	0	0	49	
Transfers to Another Program/Cohort:	0	0	0	0	0	0	0	0	0	0	0	0	0	0%
Transfers from Another Program/Cohort:	0	0	0	0	0	0	0	0	0	0	0	0	0	0%
<b>Total Starts (+/- Transfers):</b>	<b>0</b>	<b>2</b>	<b>0</b>	<b>27</b>	<b>0</b>	<b>0</b>	<b>15</b>	<b>1</b>	<b>2</b>	<b>2</b>	<b>0</b>	<b>0</b>	<b>49</b>	
Unavailable for Graduation:	0	0	0	0	0	0	0	0	0	0	0	0	0	0%
<b>Students Available For Graduation:</b>	<b>0</b>	<b>2</b>	<b>0</b>	<b>27</b>	<b>0</b>	<b>0</b>	<b>15</b>	<b>1</b>	<b>2</b>	<b>2</b>	<b>0</b>	<b>0</b>	<b>49</b>	<b>100%</b>
Withdrawn/Terminated Students:	0	1	0	12	0	0	6	1	1	0	0	0	21	43%
<b>Graduates within 150% Program Length:</b>	<b>0</b>	<b>1</b>	<b>0</b>	<b>15</b>	<b>0</b>	<b>0</b>	<b>9</b>	<b>0</b>	<b>1</b>	<b>2</b>	<b>0</b>	<b>0</b>	<b>28</b>	<b>57%</b>

<b>GRADUATION RATE</b>	<b>0%</b>	<b>50%</b>	<b>0%</b>	<b>56%</b>	<b>0%</b>	<b>0%</b>	<b>60%</b>	<b>0%</b>	<b>50%</b>	<b>100%</b>	<b>0%</b>	<b>0%</b>		<b>57%</b>
Graduates - Further Education: 	0	0	0	0	0	0	0	0	0	0	0	0	0	0
Graduates - Unavailable for Employment: 	0	0	0	0	0	0	0	0	0	0	0	0	0	0
Graduates - Available for Employment:	<b>0</b>	<b>1</b>	<b>0</b>	<b>15</b>	<b>0</b>	<b>0</b>	<b>9</b>	<b>0</b>	<b>1</b>	<b>2</b>	<b>0</b>	<b>0</b>	<b>28</b>	<b>100%</b>
Graduates - Employed in Field:	0	1	0	10	0	0	8	0	1	1	0	0	21	75%
<b>EMPLOYMENT RATE</b>	<b>0%</b>	<b>100%</b>	<b>0%</b>	<b>67%</b>	<b>0%</b>	<b>0%</b>	<b>89%</b>	<b>0%</b>	<b>100%</b>	<b>50%</b>	<b>0%</b>	<b>0%</b>		<b>75%</b>
Graduates - Unrelated Occupation:	0	0	0	0	0	0	0	0	0	0	0	0	0	0%
Graduates - Unemployed:	0	0	0	5	0	0	1	0	0	1	0	0	7	25%
Graduates - Unknown:	0	0	0	0	0	0	0	0	0	0	0	0	0	0%
<b>Non-Graduated Students Who Obtained Training Related Employment</b>	0	0	0	0	0	0	0	0	0	0	0	0	0	0%
<b>Employment Rate with Non-Graduated Employed Students</b>	<b>0%</b>	<b>100%</b>	<b>0%</b>	<b>67%</b>	<b>0%</b>	<b>0%</b>	<b>89%</b>	<b>0%</b>	<b>100%</b>	<b>50%</b>	<b>0%</b>	<b>0%</b>		<b>75%</b>

**LICENSURE / CERTIFICATION EXAMINATION PASS RATES CHART**

Licensure / Certification Name:	BVNPT													
1. Class Start Date:	06/19	07/19	08/19	09/19	10/19	11/19	12/19	01/20	02/20	03/20	04/20	05/20		
2. Number of Graduates:	0	1	0	15	0	0	9	0	1	2	0	0	<b>28</b>	
3. # of Graduates Taking Exam:	0	1	0	14	0	0	8	0	1	1	0	0	<b>25</b>	
4. # of Graduates Passing Exam:	0	1	0	11	0	0	7	0	1	1	0	0	<b>21</b>	
<b>5. Percentage of Grads Passing Exam:</b>	<b>0</b>	<b>100</b>	<b>0</b>	<b>79</b>	<b>0</b>	<b>0</b>	<b>88</b>	<b>0</b>	<b>100</b>	<b>100</b>	<b>0</b>	<b>0</b>	<b>84</b>	Avg.
Licensure / Certification Examination Agency Rate:	0	0	0	0	0	0	0	0	0	0	0	0	<b>0</b>	<b>0</b>
<div style="display: flex; justify-content: space-between; align-items: center;"> <span style="background-color: yellow; border: 1px solid black; padding: 2px 10px;">Cancel</span> <span style="background-color: #f4a460; border: 1px solid black; padding: 2px 10px;">Save</span> </div>														