



Log Off
000558
Timeout:
44.8 minutes

- Annual Report
- Programs
- School Info
- DMS
- HELP ?

Annual Report: **2022** School Number: **000558** School Name: **North-West College** Type: **Branch** Annual Report Status: **Submitted**

Address1: **221 N. Brand Blvd.** City: **Glendale** State: **CA** Zip: **91203**



GRADUATION AND EMPLOYMENT CHART

You must SAVE the G&E form to calculate totals

Cancel	<input checked="" type="checkbox"/> Complete	Save
Approved Program Title:	Dental Assistant	
Program Code:	106	
Credential:	Diploma	
Report Date:	7/2022	Program Length in Months: <input type="text" value="9"/>
Beginning Date:	3/2020	End Date: <input type="text" value="2/2021"/>
Is this chart for a satellite location? <input type="radio"/> Yes <input checked="" type="radio"/> No ?		
Is this chart for a program offered 100% via Distance Education? <input type="radio"/> Yes <input checked="" type="radio"/> No ?		

REPORTING PERIOD

Class Start Date (eg 01/19):	03/20	04/20	05/20	06/20	07/20	08/20	09/20	10/20	11/20	12/20	01/21	02/21	Total	%
Number Started:	0	0	1	3	1	3	4	1	2	1	0	2	18	
Transfers to Another Program/Cohort:	0	0	0	0	0	0	0	0	0	0	0	0	0	0%
Transfers from Another Program/Cohort:	0	0	0	0	0	0	0	0	0	0	0	0	0	0%
Total Starts (+/- Transfers):	0	0	1	3	1	3	4	1	2	1	0	2	18	
Unavailable for Graduation: ?	0	0	0	0	0	0	0	0	0	0	0	0	0	0%
Students Available For Graduation:	0	0	1	3	1	3	4	1	2	1	0	2	18	100%
Withdrawn/Terminated Students:	0	0	1	1	1	1	3	0	0	0	0	1	8	44%
Graduates within 150% Program Length:	0	0	0	2	0	2	1	1	2	1	0	1	10	56%

GRADUATION RATE	0%	0%	0%	67%	0%	67%	25%	100%	100%	100%	0%	50%		56%
Graduates - Further Education: 	0	0	0	0	0	0	0	0	0	0	0	0	0	0
Graduates - Unavailable for Employment: 	0	0	0	0	0	0	0	0	0	0	0	0	0	0
Graduates - Available for Employment:	0	0	0	2	0	2	1	1	2	1	0	1	10	100%
Graduates - Employed in Field:	0	0	0	2	0	1	0	1	2	1	0	1	8	80%
EMPLOYMENT RATE	0%	0%	0%	100%	0%	50%	0%	100%	100%	100%	0%	100%		80%
Graduates - Unrelated Occupation:	0	0	0	0	0	0	0	0	0	0	0	0	0	0%
Graduates - Unemployed:	0	0	0	0	0	1	1	0	0	0	0	0	2	20%
Graduates - Unknown:	0	0	0	0	0	0	0	0	0	0	0	0	0	0%
Non-Graduated Students Who Obtained Training Related Employment	0	0	0	0	0	0	0	0	0	0	0	0	0	0%
Employment Rate with Non-Graduated Employed Students	0%	0%	0%	100%	0%	50%	0%	100%	100%	100%	0%	100%		80%

LICENSURE / CERTIFICATION EXAMINATION PASS RATES CHART

Licensure / Certification Name:														
1. Class Start Date:	03/20	04/20	05/20	06/20	07/20	08/20	09/20	10/20	11/20	12/20	01/21	02/21		
2. Number of Graduates:	0	0	0	2	0	2	1	1	2	1	0	1	10	
3. # of Graduates Taking Exam:	0	0	0	0	0	0	0	0	0	0	0	0	0	
4. # of Graduates Passing Exam:	0	0	0	0	0	0	0	0	0	0	0	0	0	
5. Percentage of Grads Passing Exam:	0	0	0	0	0	0	0	0	0	0	0	0	0	Avg.
Licensure / Certification Examination Agency Rate:	0	0	0	0	0	0	0	0	0	0	0	0	0	0
<div style="display: flex; justify-content: space-between; align-items: center;"> Cancel Save </div>														



Log Off
000558
Timeout:
44.9 minutes

- Annual Report
- Programs
- School Info
- DMS
- HELP ?

Annual Report: **2022** School Number: **000558** School Name: **North-West College** Type: **Branch** Annual Report Status: **Submitted**

Address1: **221 N. Brand Blvd.** City: **Glendale** State: **CA** Zip: **91203**



GRADUATION AND EMPLOYMENT CHART

You must SAVE the G&E form to calculate totals

Cancel	<input checked="" type="checkbox"/> Complete	Save
Approved Program Title:	Medical Assistant	
Program Code:	124	
Credential:	Diploma	
Report Date:	7/2022	Program Length in Months: <input type="text" value="9"/>
Beginning Date:	3/2020	End Date: <input type="text" value="2/2021"/>
Is this chart for a satellite location? <input type="radio"/> Yes <input checked="" type="radio"/> No ?		
Is this chart for a program offered 100% via Distance Education? <input type="radio"/> Yes <input checked="" type="radio"/> No ?		

REPORTING PERIOD

Class Start Date (eg 01/19):	03/20	04/20	05/20	06/20	07/20	08/20	09/20	10/20	11/20	12/20	01/21	02/21	Total	%
Number Started:	2	0	2	3	1	3	9	20	17	0	11	8	76	
Transfers to Another Program/Cohort:	0	0	0	0	0	0	0	0	0	0	0	0	0	0%
Transfers from Another Program/Cohort:	0	0	0	0	0	0	0	0	0	0	0	1	1	1%
Total Starts (+/- Transfers):	2	0	2	3	1	3	9	20	17	0	11	9	77	
Unavailable for Graduation: ?	0	0	0	0	0	0	0	0	0	0	0	0	0	0%
Students Available For Graduation:	2	0	2	3	1	3	9	20	17	0	11	9	77	100%
Withdrawn/Terminated Students:	0	0	2	1	0	1	6	6	4	0	4	1	25	32%
Graduates within 150% Program Length:	2	0	0	2	1	2	3	14	13	0	7	8	52	68%

GRADUATION RATE	100%	0%	0%	67%	100%	67%	33%	70%	76%	0%	64%	89%		68%
Graduates - Further Education: 	0	0	0	0	0	0	0	0	0	0	0	0	0	0%
Graduates - Unavailable for Employment: 	0	0	0	0	0	0	0	0	0	0	0	0	0	0%
Graduates - Available for Employment:	2	0	0	2	1	2	3	14	13	0	7	8	52	100%
Graduates - Employed in Field:	0	0	0	2	0	2	3	12	10	0	4	6	39	75%
EMPLOYMENT RATE	0%	0%	0%	100%	0%	100%	100%	86%	77%	0%	57%	75%		75%
Graduates - Unrelated Occupation:	0	0	0	0	0	0	0	0	0	0	0	0	0	0%
Graduates - Unemployed:	2	0	0	0	1	0	0	2	3	0	3	2	13	25%
Graduates - Unknown:	0	0	0	0	0	0	0	0	0	0	0	0	0	0%
Non-Graduated Students Who Obtained Training Related Employment	0	0	0	0	0	0	0	0	0	0	0	0	0	0%
Employment Rate with Non-Graduated Employed Students	0%	0%	0%	100%	0%	100%	100%	86%	77%	0%	57%	75%		75%

LICENSURE / CERTIFICATION EXAMINATION PASS RATES CHART

Licensure / Certification Name:														
1. Class Start Date:	03/20	04/20	05/20	06/20	07/20	08/20	09/20	10/20	11/20	12/20	01/21	02/21		
2. Number of Graduates:	2	0	0	2	1	2	3	14	13	0	7	8	52	
3. # of Graduates Taking Exam:	0	0	0	0	0	0	0	0	0	0	0	0	0	
4. # of Graduates Passing Exam:	0	0	0	0	0	0	0	0	0	0	0	0	0	
5. Percentage of Grads Passing Exam:	0	0	0	0	0	0	0	0	0	0	0	0	0	Avg.
Licensure / Certification Examination Agency Rate:	0	0	0	0	0	0	0	0	0	0	0	0	0	0
<div style="display: flex; justify-content: space-between; align-items: center;"> Cancel Save </div>														



Log Off
000558
Timeout:
44.9 minutes

- Annual Report
- Programs
- School Info
- DMS
- HELP ?

Annual Report: **2022** School Number: **000558** School Name: **North-West College** Type: **Branch** Annual Report Status: **Submitted**

Address1: **221 N. Brand Blvd.** City: **Glendale** State: **CA** Zip: **91203**

GRADUATION AND EMPLOYMENT CHART

You must SAVE the G&E form to calculate totals

Cancel	<input checked="" type="checkbox"/> Complete	Save
Approved Program Title:	Medical Administrative Assistant	
Program Code:	124	
Credential:	Diploma	
Report Date:	7/2022	Program Length in Months: <input type="text" value="9"/>
Beginning Date:	3/2020	End Date: <input type="text" value="2/2021"/>
Is this chart for a satellite location? <input type="radio"/> Yes <input checked="" type="radio"/> No ?		
Is this chart for a program offered 100% via Distance Education? <input type="radio"/> Yes <input checked="" type="radio"/> No ?		

REPORTING PERIOD

Class Start Date (eg 01/19):	03/20	04/20	05/20	06/20	07/20	08/20	09/20	10/20	11/20	12/20	01/21	02/21	Total	%
Number Started:	0	0	0	0	0	0	0	0	0	0	0	0	0	
Transfers to Another Program/Cohort:	0	0	0	0	0	0	0	0	0	0	0	0	0	0%
Transfers from Another Program/Cohort:	0	0	0	0	0	0	0	0	0	0	0	0	0	0%
Total Starts (+/- Transfers):	0	0	0	0	0	0	0	0	0	0	0	0	0	
Unavailable for Graduation: ?	0	0	0	0	0	0	0	0	0	0	0	0	0	0%
Students Available For Graduation:	0	0	0	0	0	0	0	0	0	0	0	0	0	0%
Withdrawn/Terminated Students:	0	0	0	0	0	0	0	0	0	0	0	0	0	0%
Graduates within 150% Program Length:	0	0	0	0	0	0	0	0	0	0	0	0	0	0%

LICENSURE / CERTIFICATION EXAMINATION PASS RATES CHART

Licensure / Certification Name:														
1. Class Start Date:	03/20	04/20	05/20	06/20	07/20	08/20	09/20	10/20	11/20	12/20	01/21	02/21		
2. Number of Graduates:	0	0	0	0	0	0	0	0	0	0	0	0	0	
3. # of Graduates Taking Exam:	0	0	0	0	0	0	0	0	0	0	0	0	0	
4. # of Graduates Passing Exam:	0	0	0	0	0	0	0	0	0	0	0	0	0	
5. Percentage of Grads Passing Exam:	0	0	0	0	0	0	0	0	0	0	0	0	0	Avg.
Licensure / Certification Examination Agency Rate:	0	0	0	0	0	0	0	0	0	0	0	0	0	0
<div style="display: flex; justify-content: space-between; align-items: center;"> Cancel Save </div>														



Log Off
000558
Timeout:
45.0 minutes

- Annual Report
- Programs
- School Info
- DMS
- HELP ?

Annual Report: **2022** School Number: **000558** School Name: **North-West College** Type: **Branch** Annual Report Status: **Submitted**

Address1: **221 N. Brand Blvd.** City: **Glendale** State: **CA** Zip: **91203**



GRADUATION AND EMPLOYMENT CHART

You must SAVE the G&E form to calculate totals

Cancel	<input checked="" type="checkbox"/> Complete	Save
Approved Program Title:	Medical Insurance Biller and Coder	
Program Code:	130	
Credential:	Diploma	
Report Date:	7/2022	Program Length in Months: <input type="text" value="9"/>
Beginning Date:	3/2020	End Date: <input type="text" value="2/2021"/>
Is this chart for a satellite location? <input type="radio"/> Yes <input checked="" type="radio"/> No ?		
Is this chart for a program offered 100% via Distance Education? <input type="radio"/> Yes <input checked="" type="radio"/> No ?		

REPORTING PERIOD

Class Start Date (eg 01/19):	03/20	04/20	05/20	06/20	07/20	08/20	09/20	10/20	11/20	12/20	01/21	02/21	Total	%
Number Started:	0	0	1	1	0	0	0	1	2	0	0	0	5	
Transfers to Another Program/Cohort:	0	0	0	0	0	0	0	0	0	0	0	0	0	0%
Transfers from Another Program/Cohort:	0	0	0	0	0	0	0	0	0	0	0	0	0	0%
Total Starts (+/- Transfers):	0	0	1	1	0	0	0	1	2	0	0	0	5	
Unavailable for Graduation: ?	0	0	0	0	0	0	0	0	0	0	0	0	0	0%
Students Available For Graduation:	0	0	1	1	0	0	0	1	2	0	0	0	5	100%
Withdrawn/Terminated Students:	0	0	1	0	0	0	0	0	1	0	0	0	2	40%
Graduates within 150% Program Length:	0	0	0	1	0	0	0	1	1	0	0	0	3	60%

GRADUATION RATE	0%	0%	0%	100%	0%	0%	0%	100%	50%	0%	0%	0%		60%
Graduates - Further Education: 	0	0	0	0	0	0	0	0	0	0	0	0	0	0
Graduates - Unavailable for Employment: 	0	0	0	0	0	0	0	0	0	0	0	0	0	0
Graduates - Available for Employment:	0	0	0	1	0	0	0	1	1	0	0	0	3	100%
Graduates - Employed in Field:	0	0	0	1	0	0	0	1	1	0	0	0	3	100%
EMPLOYMENT RATE	0%	0%	0%	100%	0%	0%	0%	100%	100%	0%	0%	0%		100%
Graduates - Unrelated Occupation:	0	0	0	0	0	0	0	0	0	0	0	0	0	0
Graduates - Unemployed:	0	0	0	0	0	0	0	0	0	0	0	0	0	0
Graduates - Unknown:	0	0	0	0	0	0	0	0	0	0	0	0	0	0
Non-Graduated Students Who Obtained Training Related Employment	0	0	0	0	0	0	0	0	0	0	0	0	0	0
Employment Rate with Non-Graduated Employed Students	0%	0%	0%	100%	0%	0%	0%	100%	100%	0%	0%	0%		100%

LICENSURE / CERTIFICATION EXAMINATION PASS RATES CHART

Licensure / Certification Name:														
1. Class Start Date:	03/20	04/20	05/20	06/20	07/20	08/20	09/20	10/20	11/20	12/20	01/21	02/21		
2. Number of Graduates:	0	0	0	1	0	0	0	1	1	0	0	0	3	
3. # of Graduates Taking Exam:	0	0	0	0	0	0	0	0	0	0	0	0	0	
4. # of Graduates Passing Exam:	0	0	0	0	0	0	0	0	0	0	0	0	0	
5. Percentage of Grads Passing Exam:	0	0	0	0	0	0	0	0	0	0	0	0	0	Avg.
Licensure / Certification Examination Agency Rate:	0	0	0	0	0	0	0	0	0	0	0	0	0	0
<div style="display: flex; justify-content: space-between; align-items: center;"> Cancel Save </div>														



Log Off
000558
Timeout:
44.9 minutes

- Annual Report
- Programs
- School Info
- DMS
- HELP ?

Annual Report: **2022** School Number: **000558** School Name: **North-West College** Type: **Branch** Annual Report Status: **Submitted**

Address1: **221 N. Brand Blvd.** City: **Glendale** State: **CA** Zip: **91203**

GRADUATION AND EMPLOYMENT CHART

You must SAVE the G&E form to calculate totals

Cancel	<input checked="" type="checkbox"/> Complete	Save
Approved Program Title:	Pharmacy Technician	
Program Code:	146	
Credential:	Diploma	
Report Date:	7/2022	Program Length in Months: <input type="text" value="9"/>
Beginning Date:	3/2020	End Date: <input type="text" value="2/2021"/>
Is this chart for a satellite location? <input type="radio"/> Yes <input checked="" type="radio"/> No ?		
Is this chart for a program offered 100% via Distance Education? <input type="radio"/> Yes <input checked="" type="radio"/> No ?		

REPORTING PERIOD

Class Start Date (eg 01/19):	03/20	04/20	05/20	06/20	07/20	08/20	09/20	10/20	11/20	12/20	01/21	02/21	Total	%
Number Started:	3	0	0	2	1	4	3	2	0	0	2	2	19	
Transfers to Another Program/Cohort:	1	0	0	0	0	0	2	0	0	0	0	1	4	21%
Transfers from Another Program/Cohort:	0	0	0	0	0	0	0	0	0	0	0	0	0	0%
Total Starts (+/- Transfers):	2	0	0	2	1	4	1	2	0	0	2	1	15	
Unavailable for Graduation: ?	0	0	0	0	0	0	0	0	0	0	0	0	0	0%
Students Available For Graduation:	2	0	0	2	1	4	1	2	0	0	2	1	15	100%
Withdrawn/Terminated Students:	0	0	0	1	1	0	1	1	0	0	2	1	7	47%
Graduates within 150% Program Length:	2	0	0	1	0	4	0	1	0	0	0	0	8	53%

LICENSURE / CERTIFICATION EXAMINATION PASS RATES CHART

Licensure / Certification Name:														
1. Class Start Date:	03/20	04/20	05/20	06/20	07/20	08/20	09/20	10/20	11/20	12/20	01/21	02/21		
2. Number of Graduates:	2	0	0	1	0	4	0	1	0	0	0	0	8	
3. # of Graduates Taking Exam:	0	0	0	0	0	0	0	0	0	0	0	0	0	
4. # of Graduates Passing Exam:	0	0	0	0	0	0	0	0	0	0	0	0	0	
5. Percentage of Grads Passing Exam:	0	0	0	0	0	0	0	0	0	0	0	0	0	Avg.
Licensure / Certification Examination Agency Rate:	0	0	0	0	0	0	0	0	0	0	0	0	0	0
<div style="display: flex; justify-content: space-between; align-items: center;"> Cancel Save </div>														